

Home Learning Tasks for Year 5 children 5/6B for 27th April – 1st May

Good Morning 5/6B – Year 5 children!




I hope that you all enjoyed last week's tasks. Remember, the work here is for you to access, but every home is different and all your situations at home may be different too. Try not to worry if you can't do all of the tasks. They are ideas for you to do to continue your learning but we understand if you are not able to do some of the tasks – do the best you can, as always!

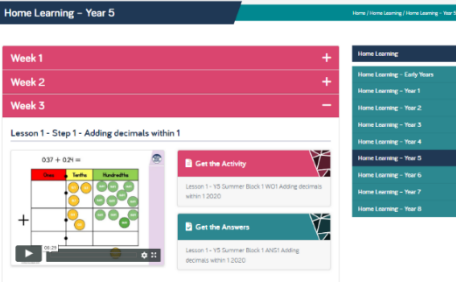
Keep doing the Joe Wicks workouts every morning. He has pledged to be the nation's PE teacher as we can't do so at the moment. If Joe Wick's isn't your thing, there are lots of things you could at home to keep active. OR, have a look in the PE section below.

Keep safe,

Mrs Birchenall, Mrs Mulhall and Mrs Hildred

<p>Maths Please continue to complete your daily maths lesson, using the White Rose resources from the website. Each day, you can watch a short video of a lesson, then complete the worksheet. You'll also have an answer sheet to check your work – you might like to ask Mum or Dad to do that for you (but only if they're not busy working). You can find your lessons on this website: https://whiterosemaths.com/homelearning/year-5/ Please move onto Week 2 this week</p>  <p>Of course, I'll continue to set tasks on Mathletics, but only do these if you have spare time!</p>	<p>English / History We'll will continue to explore the history of inventions and innovations this week, moving forward on our timeline to the period between 1066 to just before the reign of Queen Victoria.</p> <p>This week, I'd like you choose one of the following topics to research and write about:</p> <ul style="list-style-type: none">• Charles Babbage's computer• Edward Jenner and the first vaccine• George Stephenson and the railways <p>Our text type this week will be biography, so you'll need to research the inventor or scientist and find out about their life and work, aiming for at least a side of A4 of writing. I suggest you organise your sessions as follows:</p>	<p>PE If Joe Wicks isn't for you then try some of these activities or links:</p> <ul style="list-style-type: none">• Try to create an indoor or an outdoor obstacle course. Make a plan of your activities first and check with an adult that they are suitable.• Go onto Just Dance for instance.• Follow one of the celebrities who are doing live demonstrations. Try Dance with Oti Mabuse on YouTube – obviously check with your parents first that is ok.• If you would like to hone your PE skills then there are a series of activities designed to do at home during the lockdown, have a look at: https://www.youtube.com/playlist?list=PLYGRaluWWTojV3An2WEgsQ4qGFy_9IjDL
-------------------------------------------------------------------------------------------------------------------------------------------------------------------------------------------------------------------------------------------------------------------------------------------------------------------------------------------------------------------------------------------------------------------------------------------------------------------------------------------------------------------------------------------------------------------------------------------------------------------------------------------------------------------------------------------------------------------------------------------------------------	---------------------------------------------------------------------------------------------------------------------------------------------------------------------------------------------------------------------------------------------------------------------------------------------------------------------------------------------------------------------------------------------------------------------------------------------------------------------------------------------------------------------------------------------------------------------------------------------------------------------------------------------------------------------------------------------------------------------------------------------------	-------------------------------------------------------------------------------------------------------------------------------------------------------------------------------------------------------------------------------------------------------------------------------------------------------------------------------------------------------------------------------------------------------------------------------------------------------------------------------------------------------------------------------------------------------------------------------------------------------------------------------------------------------------------------------------------------------------------------------------------------------------------------------------------------------------------------------------


Home Learning Tasks for Year 5 children 5/6B for 27th April – 1st May

 <p>Want an extra</p> <p>challenge? Is it possible to predict the total of a chain of numbers in a sequence of alternating positive and negative numbers? Explore this question, using the instructions on the 'Alternating Chains' sheet below!</p>	<p><u>Monday</u>: research your chosen inventor, engineer or scientist, making notes. <u>Tuesday / Wednesday</u>: Draft your biography, thinking about beginning with where/when they were born, their family, early life / education. You'll then need to write about their great discoveries or inventions. Finally, include information about their later life and any awards, and finish with a summary about their impact on the way people lived. <u>Thursday</u>: edit and improve your draft, perhaps asking Mum or Dad to support you. <u>Friday</u>: write up your biography in best and share it with Mum or Dad.</p>	<ul style="list-style-type: none"> • Or if you fancy it, why not try these 10 minute shake up games: https://www.nhs.uk/10-minute-shake-up/shake-ups
<p>Science – Earth and Space</p> <p>How many planets are there in our Solar System? What are their names and what are they like? These are the questions we'll be working on this week.</p> <p>BBC Bitesize has some interesting short clips about the Solar System: https://www.bbc.co.uk/bitesize/topics/zdrrd2p. National Geographic also has some interesting clips: https://www.youtube.com/watch?v=libKVRa0IL8 , but there is a host of information on the internet or you might have some useful books of your own!</p> <p>I've included a worksheet below for you to print and complete afterwards. If you don't have a printer, don't worry – perhaps you could draw your own picture and label the planets in the correct order.</p>	<p>Reading</p> <p>Remember to read for 30 minutes a day in your super reading den.</p> <p>If you are running out of books to read then try the following:</p> <ul style="list-style-type: none"> • More from David Walliams https://www.worldofdavidwalliams.com/elevenes/ • Or on Audible, all of their stories are free at the moment. Just choose one and listen. https://stories.audible.com/start-listen 	<p>Art/DT</p> <p>Watch this video clip for an example of how to create a collage showing the transition from cityscape to countryside.</p> <p>Now, don't worry if you don't have paper, you could use the kitchen table and clean up afterwards (I hope this is OK mums and dads? If not, perhaps get creative in the garden in the style of Andy Goldsworthy?) https://www.bbc.co.uk/bitesize/clips/zh4wmp3</p> <p>You might not have coloured paper, tissue paper and acetate to hand at home (I certainly don't) but think creatively – art is all about being creative. Look around the house for fabrics, bits and bobs , see what packaging is ready for the recycling bin, it's the colour that is important not the media. https://www.bbc.co.uk/teach/class-clips-video/art-and-design-using-textured-materials-landscape-collage/zfrfbdm</p>

Home Learning Tasks for Year 5 children 5/6B for 27th April – 1st May

<p>Did you know that on a cloudless night, you can see some of the planets quite clearly from your own back garden? Have a look at this website for clues about where to look: https://www.timeanddate.com/astronomy/night/uk/london</p>		
------------------------------------------------------------------------------------------------------------------------------------------------------------------------------------------------------------------------------------------------------------------------------------------------------------------	--	--

Use the word bank provided to label the parts of the solar system.



Mars	Earth	Neptune	Saturn	outer space	The Milky Way
Jupiter	Uranus	The Sun	Venus	Mercury	

Alternating chains

1. Start a chain of positive and negative numbers.
2. Find the sum of the numbers in the chain. Is the sum positive or negative?
3. Make the chain one number longer. Find its sum. Is it positive or negative?
4. Make the chain one number longer. Find its sum. Is it positive or negative?
5. Continue like this until you have a chain with 12 numbers.

Look at the pattern. Can you predict what the sum of a chain of 20 numbers would be?

What would the sum of a chain of 21 numbers be?

Try different types of number in your chain, e.g. +1, -3, then +1, -3, +5, then +1, -3, +5, -7, and so on.

Try square numbers... +1, -4, +9, -16, etc.

The notepad shows the following handwritten entries:

- Line 1: $+1, -2$
- Line 2: $sum = -1$
- Line 3: $+1, -2, +3$
- Line 4: $sum = +2$
- Line 5: $+1, -2, +3, -4$
- Line 6: $sum = -2$

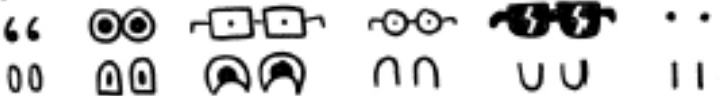
The remaining lines of the notepad are blank.

Stuff for fun!!


MAKE YOUR OWN CHARACTER

Draw a shape. ANY shape! It can be basic or it can be wEiRd. Next add some eyes, a mouth, and some arms and legs and — VOILA! — you've got yourself a character!


Eyes:




Mouths:



Arms & Legs:



Try a nose! Experiment with hair!
Make up your own variations!
The possibilities are endless!



JARRETT

jarrettlerner.com

USE THIS CODE TO WRITE A *secret* NOTE

A	B	C	D	E	F	G	H	I	J	K	L	M
▽	■	⊕	△	●	⊖	▲	□	▴	▾	○	▸	◎

N	O	P	Q	R	S	T	U	V	W	X	Y	Z
⊕	+	⊖	▽	●	⊗	⊥	▽	△	⊖	▽	▽	▽

A = ▽, B = ■, C = ⊕, D = △, etc.