

4/5N Home Learning: 20th April to 1st May (2 weeks)

Hello 4/5N!

I hope you are all well and keeping safe at home. It's certainly very strange not to see you guys every day and is taking some getting used to. When I'm not in school, I have been trying to keep a routine during the week: I have been doing Joe Wicks' workout and then teaching some English and maths to my son and daughter, followed by some fun activities in the afternoon. Our dogs, Alfie and Charlie, are very happy we are at home and are enjoying having a long walk each day.



I hope you've been keeping busy. You could help to cook or prepare a meal; play a board game with your family; enjoy a family movie night; dance or workout to keep active (remember to get outside in the fresh air if possible); write a diary about the time you're spending learning at home; you could even write a letter or postcard to a friend you miss.


The following sheet gives instructions on home learning activities. The format of this is as follows:

- One maths and one English/History lesson for every day
- 20 min daily reading session
- Science, SPAG, ICT and Art activities for you to have a go at, whenever you can fit them in.
- I will also be setting some Education City SPAG tasks as well as Mathletics, and there are some challenge tasks attached below.

You *should* be able to complete these independently, but ask Mum or Dad if you need help. If you have any problems with log-ins etc., you can ask an adult to ring school, as we are still there to help you.

I'm looking forward to hearing what you've been up to when we get to see each other again! Take care, Mrs New

4/5N Home Learning: 20th April to 1st May (2 weeks)

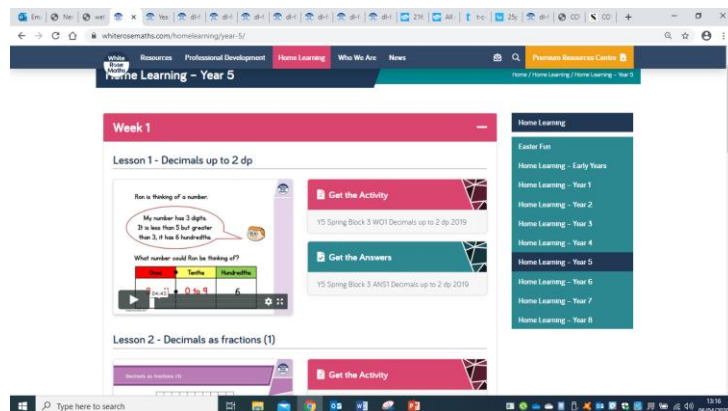


As we seem likely to be at home for a while, from now on there will be a **daily maths lesson** for you to complete, using the White Rose resources we have used in class. Each day, you can watch a short video of a lesson, then complete the worksheet. Don't worry if you can't print out the worksheet, just write your answers on a piece of paper or in a notebook. You'll also have an answer sheet to check your work – you might like to ask Mum or Dad to do that for you (but only if they're not busy working).

You can find your lessons on this website:

<https://whiterosemaths.com/homelearning/year-5/>

Please complete **week's 1 and 2**.



This term, we're learning about the history of RAF Cranwell, so I'd like you to research the following street names and find out why they got their names:

- Airship Road
- Lighter-Than-Air Road

Next, write a fact file about what you have learnt. Please share this with a parent and ask them to check your spelling and punctuation!

Lessons: these are just suggestions about how to divide up your time!

1 – research

2 – draft your fact file (ask someone else to give you feedback and suggest one way you could improve it).

3 – write your fact file up in your best writing.

4 – add some lovely, colourful illustrations.

5 – share your work with someone else. This could be an adult or older sibling, who could give you

feedback on your work, or a younger brother or sister who would just enjoy finding out about the history of RAF Cranwell.



4/5N Home Learning: 20th April to 1st May (2 weeks)



Science – Earth and Space

Today, most people believe that the Earth is a sphere, but some people believe that it is flat. I'd like you to do some research to find some good evidence that the Earth is a sphere and not flat. Here are some useful websites:

<https://www.bbc.co.uk/bitesize/clips/zd3fb9g>

<https://www.livescience.com/60544-ways-to-prove-earth-is-round.html>

Why some believe it's flat: <https://www.livescience.com/24310-flat-earth-belief.html>

You might like to take this further and think about *why* it's a sphere!

Have a look at the Nasa Website:

<https://spaceplace.nasa.gov/planets-round/en/>

Also, we have a really exciting event due to happen soon! A massive comet, which is about half the size of the sun, will be visible in the skies above England this month. Comet Atlas will

be visible from Earth throughout April. By the end of the month, it should appear in the sky brighter than Venus. It may look greenish and will hopefully have a magnificent tail. You'll need to look close to the Plough constellation to find it. Here are more details: <https://www.thetimes.co.uk/article/comet-of-a-generation-set-to-light-up-the-night-sky-8bwblcfigs>



Art & Design

Create a family crest.

Using the RAF Cranwell station crest below as your inspiration, create your own crest denoting a motto you abide by (try to find the Latin translation), and an animal that you think represents your personality.



We Nurture the Winged

4/5N Home Learning: 20th April to 1st May (2 weeks)



Science – Earth and Space

How many planets are there in our Solar System? What are their names and what are they like? These are the questions we'll be working on this week.

BBC Bitesize has some interesting short clips about the Solar System: <https://www.bbc.co.uk/bitesize/topics/zdrrd2p>.

National Geographic also has some interesting clips: <https://www.youtube.com/watch?v=libKVRa01L8>, but there is a host of information on the internet or you might have some useful books of your own!

I've included a worksheet below for you to print and complete afterwards. If you don't have a printer, don't worry – perhaps you could draw your own picture and label the planets in the correct order.

Did you know that on a cloudless night, you can see some of the planets quite clearly from your own back garden? Have a look at this website for clues about where to look:

<https://www.timeanddate.com/astronomy/night/uk/london>

4/5N Home Learning: 20th April to 1st May (2 weeks)



Please try to learn spellings from the Statutory spelling list provided, and remember to highlight any you get correct on the sheet.



SPAG (spelling, punctuation and grammar) activities will be set online.



Mathletics activities will be set in addition to White Rose tasks.

TIMES TABLES

Please complete your weekly times table test, giving yourself 5 minutes to write answers in your book, then self-mark and keep a record of your total along with the date.

For further challenge, you can choose to complete the division test.

Reading

Please read for at least 20 minutes every day this week.

Try to read aloud with an adult, at least once, and discuss what you've read with them.


Once you have read a book, please complete a book review in your exercise books.



Using the information from your fact file, create a presentation (this could be on PowerPoint or just a Word document to display what you've found out).

4/5N Home Learning: 20th April to 1st May (2 weeks)

Use the word bank provided to label the parts of the solar system.



Mars	Earth	Neptune	Saturn	outer space	The Milky Way
Jupiter	Uranus	The Sun	Venus	Mercury	

4/5N Home Learning: 20th April to 1st May (2 weeks)



Four of the best

1. Copy this square.

+	0.7	0.2	1.1	1.8
1.3				
0.5				
0.6				
1				

- Add the numbers in the top row and left column to complete the square.
- Choose a number on the square and circle it.
- Cross out all the numbers in the same row and column.
- Choose another number – one that is not crossed out – and circle it.
- Cross out all the numbers in the same row and column.
- Repeat this for the third time.
- Circle the remaining number.
- Add the four circled numbers.
- Now add the eight numbers round the outside of the square.
- Finally add the numbers in each diagonal.

+	0.7	0.2	1.1	1.8
1.3	2	1.5		
0.5	1.2	0.7		
0.6	1.3			
1				

+	0.7	0.2	1.1	1.8
1.3	2	1.5	1.1	1.8
0.5	1.2	0.7	1.6	1.8
0.6	1.3	0.2	1.1	1.8
1	0.7	0.2	1.1	2.8

4/5N Home Learning: 20th April to 1st May (2 weeks)

Try this again using the square below. What do you notice about the numbers here compared to those on the first square? Can you predict what may happen this time?

+	1.7	1.2	2.1	2.8
2.3				
1.5				
1.6				
2				

Try this again, starting with the original square, but this time adding $\frac{1}{10}$ to each number.

Challenge

Use the original square to invent a new square where the same thing happens.

Alternating chains

1. Start a chain of positive and negative numbers.
2. Find the sum of the numbers in the chain. Is the sum positive or negative?
3. Make the chain one number longer. Find its sum. Is it positive or negative?
4. Make the chain one number longer. Find its sum. Is it positive or negative?
5. Continue like this until you have a chain with 12 numbers.

Look at the pattern. Can you predict what the sum of a chain of 20 numbers would be?

What would the sum of a chain of 21 numbers be?

Try different types of number in your chain, e.g. +1, -3, then +1, -3, +5, then +1, -3, +5, -7, and so on.

Try square numbers... +1, -4, +9, -16, etc.

The notepad shows the following handwritten entries:

- Line 1: $+1, -2$
- Line 2: $sum = -1$
- Line 3: $+1, -2, +3$
- Line 4: $sum = +2$
- Line 5: $+1, -2, +3, -4$
- Line 6: $sum = -2$