


Class 1MS	HOME LEARNING Year 1 21/9/20 to 25/9/20	AUTUMN TERM
<p>Literacy –</p> <p>Please read your school reading books through at least twice.</p> <p>Practice spelling your first name and surname. Focus on your letter formation. Start and finish each letter in the correct place.</p> <p>Watch the phonics videos we have uploaded onto Tapestry.</p> <p>Please follow the lesson outline and video links below.</p> <p>Lesson 1- Please upload a photograph of you reading in an unusual place. We have enjoyed seeing your photographs so far! Write a simple sentence about your photograph. For example, I am reading on my trampoline. Concentrate on spelling key words. Start your sentence with a capital letter and finish with a full stop.</p> <p>Lesson 2-5 Please follow the links to Oak National Academy.</p>	<p>Dear Parents:</p> <p>Please find enclosed some work to keep you busy for the next few weeks. We have included a timetable as guidance for completing the homework.</p> <p>Keep reading with your child and if you complete a book, perhaps, you could re-read it. Don't forget it is really important to discuss the following with your child: What was the story/text about? Who were the main characters? Did you enjoy the story and what was your favourite part? What did you learn from the text and can you remember the title of the book we read yesterday?</p> <p>Thank you and take care. Mrs Mulhall and Mrs Smith</p> <p>If you have any problems accessing the work, please contact Charlotte.Mulhall@cranwell.lincs.sch.uk or Catherine.Smith@cranwell.lincs.sch.uk</p>	<p>Maths</p> <p>We have been learning about place value so far this term and been trying hard to ensure we form numbers correctly. Please tell your child if they write a number the wrong way round or forget to form it properly.</p> <p>Please use the following link. https://whiterosemaths.com/homelearning/year-1/week-2/ They have some useful presentations for you to watch</p> <p><u>Lesson 1 - Count Forwards.</u> Watch the presentation then complete the worksheet below rather than the ones linked to White Rose.</p> <p><u>Lesson 2 - Count Backwards.</u> Watch the presentation and again, please complete the worksheet below.</p> <p><u>Lesson 3 - Count One More.</u> Again, after watching the presentation, please complete the enclosed worksheet.</p> <p><u>Lesson 4 – Count One Less.</u> As before, please complete the worksheet after watching the presentation.</p> <p><u>Lesson 5 – Count One More and One Less.</u> Recap with your child finding one more and one less. Ask them questions such as: what is one less than 9? What is one more than 12 etc. Complete the sheet below.</p>
	<p><u>Geography & Harvest Day</u></p> <p>Where does our food come from? Discuss farming i.e. what does a farmer do and what do they grow? Research farming in Lincolnshire. What is grown in this area? Try to draw and label the types of food that are grown here?</p> <p>What is Harvest Festival and when is it held this year? How do we celebrate it and why is it important?</p> <p>Art - Can you make a collage of your favourite fruit? If you prefer, you can paint it or make a 3D model. Be as creative as you wish to be.</p>	<p><u>Practical Activities</u></p> <p>Using items such as marbles or toy cars, place different amounts in front of your child and ask them to count how many there are.</p> <p>Using items such as marbles or coins, ask your child to count out an amount. Then say, what is one more and what is one less?</p>



Class 1MS	HOME LEARNING Year 1 28/9/20 to 2/10/20	AUTUMN TERM
<p>Literacy –</p> <p>Please read your school reading books through at least twice.</p> <p>Watch the phonics videos and tasks we have uploaded onto Tapestry.</p> <p>Please follow the lesson outline and video links below.</p> <p>Lesson 5-10- Please follow the links to Oak National Academy.</p>	<p align="center"><u>PSHE – All About Me</u></p> <p>Please use the following lesson from The Oak Academy website. It can be found under Year 1 PSHE – Me, You and Us or using the following link</p> <p align="center">https://classroom.thenational.academy/lessons/all-about-me-c5h68d/activities/1</p> <p align="center"><u>Task</u></p> <p align="center">Draw a picture of yourself and think of some special words to describe you.</p>	<p align="center">Maths</p> <p>Use the following link to support the maths this week.</p> <p align="center">https://whiterosemaths.com/homelearning/year-1/week-3/</p> <p><u>Lesson 6 – One to One Correspondence.</u> Watch the presentation then complete the worksheet below rather than the ones linked to White Rose.</p> <p><u>Lesson 7 - Compare Objects.</u> Watch the presentation and again, please complete the worksheet below.</p> <p><u>Lesson 8 – Introduce < > and = symbols.</u> Again, after watching the presentation, please complete the enclosed worksheet.</p> <p><u>Lesson 9 – Compare Numbers.</u> As before, please complete the worksheet after watching the presentation.</p> <p><u>Lesson 10 – Comparing Activity.</u> Once again, please watch the presentation and then complete the worksheets.</p>
	<p align="center"><u>Science - Materials</u></p> <p align="center">Please complete the following lessons from Oak Academy. You can access the lessons by going to the Oak Academy Site, and selecting Year 1 Science.</p> <p><u>Lesson 1</u> https://classroom.thenational.academy/lessons/what-is-a-material-74u30t/activities/1</p> <p>You may like to follow up this activity by completing the following. Look around your house and find things made from plastic, wood, fabric, metal, rubber and glass. Can they identify any other materials? Complete the Materials Detective worksheet.</p> <p><u>Lesson 2</u> https://classroom.thenational.academy/lessons/what-are-objects-made-from-61gp8d/activities/2</p> 	

Home learning- Timetable of tasks

Home learning- Timetable of tasks					
Week beginning: 21/9/20		Class: 1MS		Year Group: 1	
	Monday-21/9/20	Tuesday- 22/9/20	Wednesday 23/9/20	Thursday 24/9/20	Friday 25/9/20
Objective	Compose and write simple sentences.	Listen and join in with stories	Retell a story- create a story map	Add actions to retell a story	Draw and describe characters
Literacy	Tapestry Task 1 – Compose simple sentences about a photograph (reading in an unfamiliar place).	LESSON 1 – OAK ACADEMY –Lucky Duck Practice writing your full name.	LESSON 2- Oak ACADEMY Practice writing your full name.	LESSON 3- Oak ACADEMY Practice writing your full name.	LESSON 4- Oak ACADEMY Practice writing your full name.
Links to learning		https://classroom.thenational.academy/lessons/to-listen-and-join-in-with-a-story-ccwp6c	https://classroom.thenational.academy/lessons/to-map-and-speak-the-story-c4w68c	https://classroom.thenational.academy/lessons/to-step-and-speak-the-story-crt3ee	https://classroom.thenational.academy/lessons/to-draw-and-describe-characters-69gpct
Objectives	Read phase 'Tricky' and decodable words. Recognise graphemes	Read phase 'Tricky' and decodable words. Recognise graphemes	Spell words with the /n/ sound spelt n before k (nk- bank, wink, think)	Read and spell words with the 'ee' / 'igh' grapheme. Recognise graphemes	Read and Spell oa words
Phonics	Tapestry video 21/9/20 - 'Flash cards' and 'Reading 'tricky words'	Tapestry video 22/9/20 –Tricky words Spelling ll,ff,ss words See activity sheet	'Reading and spelling 'nk' words. Tapestry video- 23/9/20 See activity sheet	Watch - https://www.bbc.co.uk/bitesize/topics/zvq9bdm/articles/zn9q92p https://www.bbc.co.uk/bitesize/topics/zvq9bdm/articles/zkhvbk	Quick recall of graphemes- Tapestry video 25/9/20
Objectives	To be able to count forwards.	To be able to count backwards.	To count one more.	To count one less.	To count one more and on less.
Maths	Lesson 1 activity sheet	Lesson 2 activity sheet	Lesson 3 activity sheet	Lesson 4 activity sheet	Lesson 5 activity sheet
Links to learning	whiterosemaths.com/homelearning/year-1/week-2/				
Objectives					
Core/ Non- core subjects	Geography/Harvest To understand what farming is and to know what farmers do.	Geography/Harvest To research farming in Lincolnshire. What do we grow?	Geography/Harvest To label and draw the types of food we grow in Lincolnshire.	Geography/Harvest To know what a harvest festival is. To know when harvest is.	Geography/Harvest To know how we celebrate harvest. To know why it is important to mark it.
Links to learning					
Spellings	See weekly spellings. Please practice daily. Practice spelling your full name.	See weekly spellings. Please practice daily. Practice spelling your full name.	See weekly spellings. Please practice daily. Practice spelling your full name.	See weekly spellings. Please practice daily. Practice spelling your full name.	See weekly spellings. Please practice daily. Practice spelling your full name.
Mathletics	Please see assigned activities.	Please see assigned activities.	Please see assigned activities.	Please see assigned activities.	Please see assigned activities.

Home learning- Timetable of tasks

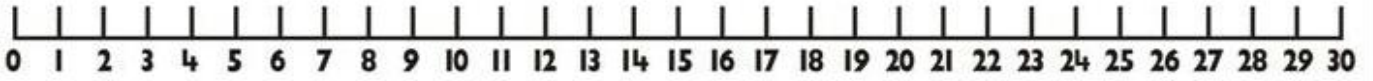
Week beginning: 28/9/20					
	Monday 28/9/20	Tuesday 29/9/20	Wednesday 30/9/20	Thursday 1/10/20	Friday 2/10/20
Objective					
Literacy	Write speech bubbles	Create a story based on a familiar story. Compose simple sentences.	Create a story based on a familiar story. Compose simple sentences.	Write a simple story. Compose simple sentences.	Write a simple story. Compose simple sentences.
Links to learning	LESSON 5- Oak ACADEMY https://classroom.thenational.academy/lessons/to-write-speech-and-thought-bubbles-6nj2e	LESSON 6- Oak ACADEMY https://classroom.thenational.academy/lessons/to-box-up-a-recycled-story-cgv38d	LESSON 7- Oak ACADEMY https://classroom.thenational.academy/lessons/to-write-a-recycled-story-part-1-6cvk8d	LESSON 8- Oak ACADEMY https://classroom.thenational.academy/lessons/to-write-a-recycled-story-part-2-c9j38r	LESSON 9- Oak ACADEMY https://classroom.thenational.academy/lessons/to-write-a-recycled-story-part-3-6djpac
Objectives	Read and spell words with the 'oa' grapheme. Recognise graphemes	Read and spell words with the 'ar' grapheme. Recognise graphemes	Read and spell words with the 'oo' grapheme. Recognise graphemes	Read Ph4 words- ccvc/cvcc words	Read Ph4 words- ccvc/cvcc words
Phonics	Tapestry video 6	Tapestry video 7	Read Phase 4 key words- Tapestry video 8	Read Phase 4 key words- Tapestry video 9	Read Phase 4 key words- Tapestry video 10
Objectives	To understand one to one correspondence.	To compare objects.	To introduce the symbols >< and =	To compare numbers using symbols.	To complete comparing activities.
Maths	Lesson 6 activity sheet	Lesson 7 activity sheet	Lesson 8 activity sheet	Lesson 9 activity sheet	
Links to learning	whiterosemaths.com/homelearning/year-1/week-3/				
Objectives					
Core/ Non- core subjects	Harvest/Art To make a collage or painting of fruit.	Science To name what materials different items are made from.	Science To know what objects are made from.	Science To find objects in the home made from different materials.	PSHE To know what is special about them.
Links to learning		classroom.thenational.academy/lessons/what-is-a-material-74u30t/activities/1	classroom.thenational.academy/lessons/what-are-objects-made-from-61gp8d/activities/2		classroom.thenational.academy/lessons/all-about-me-c5h68d
Spellings	See weekly spellings. Please practice daily. Practice spelling your full name.	See weekly spellings. Please practice daily. Practice spelling your full name.	See weekly spellings. Please practice daily. Practice spelling your full name.	See weekly spellings. Please practice daily. Practice spelling your full name.	See weekly spellings. Please practice daily. Practice spelling your full name.
Mathletics	Please see assigned activities.	Please see assigned activities.	Please see assigned activities.	Please see assigned activities.	Please see assigned activities.

One More - Lesson 3

www.jewishschool.co.uk



Number Line 0-30




© Learning Can Be Fun Pty Ltd 2003

Designed and Drawn by Dianne Clarke

Number


5



9



1



4





10



12



1 more than



One Less - Lesson 4

www.jewishmaths.com.au


Number Line 0 - 30

© Learning Can Be Fun Pty Ltd 2003

Designed and Drawn by Dianne Clarke

Number


7



10



5



13





15



20



1 less than



One More and One Less - Lesson 5

1 less	Number	1 more
	2	
	7	
	5	
	1	
	6	
	9	
	11	
	17	
	19	
	13	
	12	
	18	
	14	

Can you be a Materials Detective?

Can you find objects in your house which are made from the materials in the table below? Draw or list objects in the table below for each material.



Material	Object
Wood	
Metal	
Plastic	
Glass	

One-To-One Correspondence - Reasoning and Problem Solving -

Lesson 6


1. Are there enough bowls for the bears? Draw lines to check.



2. Draw sweets for each child so they all get one.



3. There are four children going to the beach. Can every child have a bucket and spade. If not, why not? Discuss this with your child.



- 4.




Can the family all travel in a 5 seater car? Explain how you know.



Comparing Objects - Lesson 7

Use the following words to help you compare the objects below.
If your child struggles to write these words, you can scribe for them.


Greater than, less than, equal to





is _____ than





is _____ than




is _____ than

















is _____ than



is _____ than



Lesson 8 - Introducing the symbols > < and =

	<, > or =	
		
		
		
		
		
		
		

Greater than or less than - Lesson 9

Use the following symbols to help you answer the questions below.



>

Greater than



<

Less than

10 2

14 8

5 4

7 13

3 9

15 11

5 5

14 14

8 12

20 19


9 8

8 15

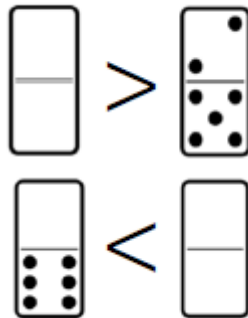
Comparing Activities - Lesson 10

1. Circle all the numbers in the track that cannot go in the box.

$$6 < \square$$



2. Complete the blank dominoes



Note - The first blank domino should have more than 7 spots.
The second blank domino should have 7 or more dots.

3. Game


Both players make a fist.

On 3, show some fingers

Use $>$ $<$ $=$ to compare.








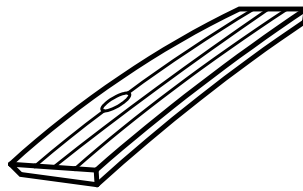

Spell the word to match these pictures. Add on the sound buttons. 22/09/20



Name: _____ Date: 23/9/20

I can spell words with the 'n' sound before 'k' (nk)

Spell the words to match the picture.



Put these words into a sentence.

Weekly spelling to practice- ll, zz, ff, ss (Statutory) 22nd September 2020 Super Spellers

	Tuesday	Wednesday	Thursday	Friday	Saturday	Sunday	Monday
jazz							
whizz							
off							
fuss							
miss							
cross							
will							
well							
full							
pull							

Weekly spelling to practice- ll, ff, ss (Statutory) 22nd September 2020 Hero Spellers

	Tuesday	Wednesday	Thursday	Friday	Saturday	Sunday	Monday
well							
chill							
fill							
pill							
puff							
cuff							
off							
kiss							
full							
pull							

Weekly spelling to practice- CVC words (Statutory) 22nd September 2020 Mega Spellers

	Tuesday	Wednesday	Thursday	Friday	Saturday	Sunday	Monday
fat							
mat							
sat							
man							
van							
run							
fun							
sun							
fog							
jog							

Weekly spelling to practice- vc words Whizzy Spellers 20th September 2020

	Tuesday	Wednesday	Thursday	Friday	Saturday	Sunday	Monday
on							
up							
if							
an							
as							

Weekly spelling to practice- nk/ ck (Statutory) words 29th September 2020 Super Spellers

	Tuesday	Wednesday	Thursday	Friday	Saturday	Sunday	Monday
thank							
think							
drink							
black							
crack							
stack							
me							
no							
she							
so							

Weekly spelling to practice- nk words (Statutory) 29th September 2020 Hero and Mega Spellers

	Tuesday	Wednesday	Thursday	Friday	Saturday	Sunday	Monday
thank							
think							
pink							
drink							
stink							
blink							
sink							
wink							
me							
so							

Weekly spelling to practice- nk words (Statutory) 29th September 2020 Whizzy Spellers

	Tuesday	Wednesday	Thursday	Friday	Saturday	Sunday	Monday
of							
off							
can							
dad							
had							