

Good Morning Year 6!!



Myself and Miss Hill have been busy as bees working together to plan work in school for all (June). Now, not all of you will have returned to school just yet; and that is absolutely fine. in your choices. School is not school as you know it so please do not think that you are do at home as much as we possibly can. We encourage you to send in pictures of the work that you have done so that we can see how wonderful your work is. You can




those Year 6 children who have returned to school today (1st June). This is a decision made by you and your parents and we support you missing out. Our plan is to teach work in school that you can also use the email address for the office and the lovely Mrs Bonfield and Mrs Linfitt will forward anything you send to Miss Hill and myself. Lots of you have been doing that already and it really does make us smile – yes, we are missing every single one of you and it is great to know what you are all up to! Here is the email address as a reminder: enquiries@cranwell.lincs.sch.uk



We are asking what you have been up to, so here are a few things that we have been getting up to. Miss Hill has been busy in her garden planting some strawberries and she is delighted that the first few flowers have already arrived which means that she will have some strawberries in the coming weeks. Delicious! She has also been for a really lovely early morning walk and managed to capture the sunrise beautifully with her phone camera.

Mrs Mulhall has been busy preparing resources for German lessons next year and has done lots of running and been out with her dog, Harley, on some lovely walks near her home. I have been busy decorating my house on chillier days and enjoying some gardening when the sun is out. I have also been enjoying the lovely countryside surrounding my village and have discovered lots of new walks with my dog. Today, whilst I have been on my laptop in the garden planning all of this work for you, Bailey, my dog, was dropping some rather subtle hints that she wanted me to stop and to play fetch with her. She jumped on the garden table!! Cheeky dog. I have also loved trying out the new ice cream parlour in the village where I live – delicious and perfect for the end of my dog walk on a hot day!



We are so lucky to have so much countryside around us so we are really spoilt for choice for walks and bike rides.

Here is your next two weeks of work. Remember to try your best. If you need further help, then you can always ring the office and leave a message or email your problem to the email address above. We are all still here to help, even though you are at home 😊 If you look at the heading of each box it will say the subject and also which week we would like you to complete it in. If you follow the dates, then it will match what we are doing in school.

Maths – Week beginning 1/6/20

Please continue to complete your daily maths lesson, using the White Rose resources from the website. Have a go at the questions on the video, on a piece of paper. Remember to also follow the links to BBC Bitesize for even more practise. You can find your lessons here: <https://whiterosemaths.com/homelearning/year-6/> Please move onto the section labelled ‘Summer Term Week 6 w/c 1st June’. The videos are also available on Facebook, if the website is overloaded.

Maths – Week beginning 8/6/20

Please continue to complete your daily maths lesson, using the White Rose resources from the website. Have a go at the questions on the video, on a piece of paper. Remember to also follow the links to BBC Bitesize for even more practise. You can find your lessons here: <https://whiterosemaths.com/homelearning/year-6/> Please move onto the section labelled ‘Summer Term Week 6 w/c 8th June’. The videos are also available on Facebook, if the website is overloaded.

<p>Of course, I'll continue to set tasks on Mathletics, but only do these if you have spare time!</p> <p>Want an extra challenge? Complete the sheet below.</p>	<p>Of course, I'll continue to set tasks on Mathletics, but only do these if you have spare time!</p> <p>Want an extra challenge? Complete the sheet below.</p>
<p style="text-align: center;">Literacy – Week beginning 1/6/20</p> <p>Attached below is a booklet from Talk for Writing called The Gadgets Workbook. If you like spy stories like we do, then you will enjoy this writing unit of work; if you like gadgets you will like it even more!</p> <p>Monday: complete the tasks on p1-6; this will involve cracking a code (the answer...shhhhh top secret.... Is at the end of the booklet). Next, create a spy name! Have fun seeing what spy names your families would have using the grid on p3. Follow the instructions in the booklet and read the text; if you need to, you can listen to it by following the link in the booklet. Finally, complete Activity 1: Vocabulary and Activity 2: Persuasive Games.</p> <p>Tuesday: complete Activity 3: Underlying Pattern of Adverts. When you are ready, complete Activity 4: Making a Toolkit for Persuasion. Then it is time for some practice at using speech punctuation with Activity 5: Quotation Practice.</p> <p>Wednesday: try out Activity 6: New Ideas and then for some fun completing Activity 7: Draw Your Gadget. Time to get some work done with Activity 8: Planning. All the best authors ask someone else to check through their work, you can try this too with Activity 9: Talk Your Plan Through.</p> <p>Thursday: Find somewhere quiet so that you can concentrate to complete Activity 10: Time to Write your Advert/Persuasion.</p> <p>Friday: After sharing your work so far with another human being then it is time to complete your final task which is Activity 11: Re-read, polish and improve.</p> <p>Just for Fun: If you have enjoyed this unit of work, then there are two more activities for you to try!</p>	<p style="text-align: center;">Literacy – Week beginning 8/6/20</p> <p>NEWSFLASH – you have reached the grand old age of 99! Happy Birthday!! You have decided it is time to write your autobiography (auto=self; bio=life; graphy=to write).</p> <p>We are giving you the chance to look back on your life to reflect on the wonderful things you have done, the places you have been, and the inspirational people you have met.</p> <p>You will need to ensure that you are mentioning any major events (Coronavirus pandemic would probably be one of these as it is a global event and you can record what it was like to have been a child during this unprecedented time – you could also include being invited back to your school when you were 58-60 (depending on your age now) to open a Covid-19 timecapsule buried by Mr Wilson in 2020 – use your imagination). What other major or memorable events might happen in your lifetime? Could anything happen in space travel? Will all vehicles be electric? Will something have been invented to replace aeroplanes? Will we still be a country dog and cat lovers or are we all now bee keepers?</p> <p>Will you have had children? Grandchildren? Great-grandchildren? Perhaps you could include an imaginary family tree within your autobiography to make it seem authentic?</p> <p>Who will be on the throne when you are 99? Who will have been on the throne between now and then? Thinking about how music has changed throughout the decades, what will you be listening to now or will have enjoyed throughout your life? (This all links to our History last term).</p> <p>What career did you choose? Did you have more than one career choice? Try to keep it realistic – most people don't tend to be famous footballers, famous popstars or famous youtubers. What experiences did you enjoy in your working life? If you became a vet, did you manage to go overseas to work with big cats in a Kenyan wildlife reserve for instance? If you became a volcanologist, which volcanoes have</p>

	<p>you visited in your research? Maybe your love of dancing led to you creating your own dance school after a career in a ballet company?</p> <p>What exciting lives did you lead?</p>
<p style="text-align: center;">Reading/Art task – Week beginning 1/6/20</p> <p>This week we would like you to create a new book cover for the book that you are currently reading. Have a good look at the existing book cover. Why did the illustrator choose that image for the book’s front cover? Does the picture on the front cover give anything important away or just enough to get you interested? What image do you think would represent the book well in your opinion?</p> <p>Don’t forget the title, author, illustrator and publisher information. You will need to write a blurb for the back cover too.</p> <p>Remember to allow yourself some time to continue reading your book – 30 minutes a day. Remember 5/6B, I suggested moving your reading den outside to enjoy this marvellous weather we are having at the moment. There is nothing better than reading in the garden, listening to the sounds of the birds; very relaxing! 6H why not try it too? Create a den/space in the garden to relax in with a lovely book, and allow the author to transport you somewhere else! You don’t always need to leave your home to have an adventure. 😊</p>	<p style="text-align: center;">Reading/Art task – Week beginning 8/6/20</p> <p>This week we would like you to think about your favourite book that you have ever read. I remember, when I was a child, I loved Enid Blyton and also enjoyed all the Pippa Longstocking books written by Astrid Lindgren. I know that Harry Potter would have been a firm favourite of mine too. Miss Hill also loved Enid Blyton and Pippa Longstocking as a child as well as the Chalet School series by Elinor M. Brent-Dyer, Babysitters Club by Ann Martin and Saddle Club by Bonnie Bryant.</p> <p>There are lots of interesting and wonderful books out there whether you crave adventure or sci-fi; animals or gangsta grannies. Give yourself time to think about which you feel would be your favourite still when you are 99 years old.</p> <p>Once you have decided, then design and create a new book cover for it. Remember the book cover should give a hint of the story within without giving anything away; it needs the title, author and publisher information. You will also need to include the blurb for the back cover and perhaps the price.</p> <p>Remember time to read undisturbed! Hopefully the weather is still really lovely by the time you are reading this; if not, enjoy your reading den you created in Week 1 5/6B. 6H why not create one inside too? 😊</p>
<p style="text-align: center;">Geography – Week beginning 1/6/20</p> <p>WHAT ARE NATURAL RESOURCES?</p> <p>Jot down what you think natural resources are before watching the following clip from BBC Bitesize and see if you were right: https://www.bbc.co.uk/bitesize/topics/zshp34j/articles/z62qy9q the end made me chuckle! Watch the clip again and this time make notes – you could just use a spider diagram like we do on the board at school.</p> <p>Next have a look at the nine pictures included below. What is happening in each of the pictures? Ask older siblings or your parents if you are stuck – or even share them with other relatives when you video call them.</p>	<p style="text-align: center;">Geography – Week beginning 8/6/20</p> <p>RENEWABLE AND NON-RENEWABLE RESOURCES – WHICH IS WHICH?</p> <p>Jot down as many different energy sources you can think of. Ask siblings, parents and relatives to help you.</p> <p>Now watch the short video clip on BBC Bitesize: https://www.bbc.co.uk/bitesize/topics/zshp34j/articles/zntxgwx</p> <p>Have a look at the list you created before the video clip. Have you been able to add any more to it?</p> <p>There are some ENERGY CARDS attached below. Sort the cards into two groups: renewable energy sources and non-renewable energy sources. Don’t worry if you</p>

Some other countries also have valuable natural resources. For example: South Africa has a precious metal called gold; New Zealand grow sheep which suits their landscape perfectly; Venezuela has lots of oil; and Iceland have plenty of ocean to fish.

Your task this week is to find out as much as you can about the countries in the example above (South Africa, New Zealand, Venezuela and Iceland) and their amazing natural resources. You could make a min-fact file for each or a powerpoint if you have the chance to use the computer. I will leave the presentation and format up to you!

can't print them off (my printer is always out of ink when I need it!) you could look at them on the screen and write them in two columns. Next explain to another human being why you chose them to be in each group – how good are you at explaining?

Draw an annotated (labelled) poster for each of the two groups to show which energy sources belong in which. Make sure you label them clearly!

Ask a sibling, parent or relative (via the phone) what they think the advantages of renewable energy might be. Do they all agree? What do you think? Now ask what they think the disadvantages might be. Do they all agree? What do you think? You could use the activity sheet attached below ADVANTAGES AND DISADVANTAGES SHEET if you are finding it hard – you need to sort them into advantages and disadvantages.

Your task this week is to choose one of the following energy sources and to research it and create a factfile/powerpoint about it. Here is the list to choose from (the ones in green are trickier if you want a challenge!):

Renewable – wind, **geo-thermal**, **biomass**, hydro-electricity.

Non-renewable – coal, **natural gas**, oil, **nuclear**.

Spelling Task – Week beginning 1/6/20

Can you use a dictionary to find out what these words mean and then learn how to spell them? Don't worry if you don't have a dictionary at home, you can, with your parents' permission, google it or use these online ones:

<https://www.wordsmyth.net/> or

<https://kids.britannica.com/kids/browse/dictionary>.

Here are this week's topical words:

1. Natural resources
2. Agricultural resources
3. Geological resources
4. Crops
5. Oil
6. Wind
7. Rivers
8. Tides
9. Minerals
10. Fossils fuels


Spelling Task – Week beginning 8/6/20

Just like last week, can you use a dictionary to find out what these words mean and then learn how to spell them? Try to use the words in your work in Geography this term. It might be wise to make a note of them perhaps?

Remember, if you don't have a dictionary at home, with your parents' permission, try one of the online ones: <https://www.wordsmyth.net/> or <https://kids.britannica.com/kids/browse/dictionary>.

Here are this week's topical words:

1. Geothermal
2. Biomass
3. Hydroelectricity
4. Nuclear
5. Natural gas
6. Coal
7. Oil
8. Distribution

<p>11. Renewable energy 12. Non-renewable energy</p>	<p>9. Imbalance 10. Starvation 11. Conservation</p>
<p>German We hope you have been enjoying practising your German using Duo Lingo. We must say, both Miss Hill and myself have been enjoying practising our German and when we chatted to you all, lots of you said you were enjoying it too. 😊</p> <p>Keep practising – it’s quite fun: https://www.duolingo.com/</p> 	<p>PSHE At times like this people can often experience a wide range of emotions. You are missing those you love like family and friends; missing normal routines and school; missing your clubs and activities; missing going shopping for toys and games; missing birthday parties and celebrations outside the home; missing being free to move around the country and to travel on a plane; missing eating out in restaurants and going to the cinema.</p> <p>There are lots of things that I am sure you all miss that I haven’t mentioned. It’s ok to feel like this. It’s ok to miss people, things and opportunities. It is all perfectly natural.</p>
<p>Art/Relaxation If you would like to colour in some mindfulness pictures, then there are some attached below. Colouring in is great food for your soul. It helps relax your brain and gives you space to just “be”.</p> <p>Here is a link to a bumper pack of free colouring pages from Twinkl: https://www.twinkl.co.uk/resource/t-c-1551-mindfulness-colouring-sheets-bumper-pack</p> <p>Or... Like Andy Goldsworthy, https://www.kidzworld.com/article/29663-andy-goldsworthy-the-art-of-nature can you try a pebble balance challenge? https://www.youtube.com/watch?v=HBvgaOIR9J4 or this https://www.youtube.com/watch?v=hdjPYsPZaks have lots of fun but be careful and remember to ask permission from your parents/carers before deciding where to create your challenge.</p>	<p>What can we do about it? Well we can’t change how things are, that’s for certain; but we can think of ways to tell people how much we miss them. Why not try one of these ways below:</p> <ul style="list-style-type: none"> • You could create a “hug” out of paper for someone you miss, make sure the arms are long enough! Then write all the things you love about them along each of the paper arms and put it in an envelope to send to the person you miss, perhaps it is your grandparents or another relative. • You could write a letter, thanking someone for being them, or just to say “hi” – it’s nice to receive a letter through the post that someone has taken the time to write; maybe you will be lucky and receive one back? • You could write a gratitude diary listing all of the things you are grateful to have in your life and all the things that you are looking forward to doing one day soon. They will be worth the wait!
<p>PE Keep up with Joe Wicks every day or if you prefer to move around to music try Just Dance. Perhaps yoga is your thing? https://www.youtube.com/user/CosmicKidsYoga Mrs Owen has sent lots of ideas via Parent Mail which I hope you are enjoying completing.</p>	<p>PE Keep up with Joe Wicks every day – it is important to keep moving around and to be active. If you fancy a change, why not try skipping? Here is a link for an explanation of how to begin to skip if you can’t already do so https://www.youtube.com/watch?v=OKu5s-2RyiQ and then once you have mastered the skill, there are many more challenges to complete: https://www.youtube.com/results?sp=mAEB&search_query=dan+skipping+man</p>

3. Leafy Grove Primary is planning a Walk-a-Thon to raise money for a local charity by completing laps around their football field.

Year Group	Students in class	Fundraising plan for each student	Number of laps completed per student	Total raised by class
Year 1	28	get £5 for every $\frac{1}{2}$ lap	9	
Year 2	26	£5 for every $\frac{3}{4}$ lap	15	
Year 3	27	£7 for every lap	15	
Year 4	23	£7 for every $1\frac{1}{4}$ lap	20	
Year 5	29	£11 for every $1\frac{3}{4}$ laps	21	
Year 6	22	£11 for every 2 laps	29	

How many laps does the average student complete? (Round to 2dp)

Which year group made the most money?

How much money does the school raise in total?

2. You are making an order for the school's end of the year barbeque. There are 400 students attending. You must order enough food so each student can have a hotdog, hamburger and ice lolly, but most items are sold in packs so you may have extra. Which store should you get your supplies from to spend the least amount of money?

Item	Stop 'n' Shop	Snack Town	Gary's Groceries
Hot dogs	25 for £1.49	30 for £1.50	12 for 99p
Hot dog buns	10 for £1	12 for £1.25	11p each
Hamburgers	10 for £1.99	24 for £4.49	12 for £2.49
Hamburger buns	12 for £1	10 for 80p	24 for £1.49
Ice lollies	24 for £2.50	12 for £1	10 for £1

★ Now find out your own spy name!

Take the first letter of your first name AND then the first letter of your surname:

A : PHOENIX	N : ACE	A : KODAK	N : ESPIONAGE
B : FLASH	O : ROGUE	B : COBRA	O : BOND
C : NEO	P : GUNNER	C : YELLOWFINGER	P : FIRESTAR
D : SPARTAN	Q : HOLT	D : NITRO	Q : ZAPMAN
E : WINCHESTER	R : TRIGGER	E : LIBERTY	R : DANGER
F : ORLANDO	S : KRAVEN	F : BRIDGE	S : KNIGHT
G : CHIP	T : INDIGO	G : QUICKSILVER	T : ARCHER
H : LIGHTNING	U : XAVIER	H : ORANGE	U : HUNTER
I : HAWK	V : BUSTER	I : ULTRA	V : CARTER
J : ZED	W : AGENT	J : 'X'	W : MOONRAKER
K : DIRK	X : MARSHALL	K : WONDER	X : VIPER
L : QUENTON	Y : DEPUTY	L : ROGUE	Y : JONES
M : VIC	Z : ULYSSES	M : STORM	Z : INSTINCT

My name (James Walker) becomes: *Zed Moonraker*.
What would yours become?

Introduction - Persuasive Writing

In this workbook, we are going to creating a state-of-the-art gadget for a spy, or one for school, or even one to use around your house. We are going to be *persuading* our reader to buy one, a bit like an advert you might get on TV, in a magazine or even on the side of a bus!



Model text for persuasion



Any good unit starts with a cracking model text and here is ours! It is a good example of a persuasive text which we can use as a starting point to write our own advert. Have a read or a listen here: <https://soundcloud.com/talkforwriting/multi/s-UGaRuBfv42j>

The Multi-Function Mobile Phone

Are you a spy interested in the latest, state-of-the-art gadgets? If so, you will need the new Multi-Function Mobile Phone. Don't be the only spy left stranded on your next mission unable to contact those back home.

The Multi-Function Mobile Phone is the ideal phone for all spies as it boasts a host of amazing features. Firstly, it has worldwide access so that you can always be in contact with HQ. Additionally, it has a cloaking mode allowing you to make untraceable calls.

This ideal mobile phone has the added bonus of a hidden tranquillizer dart that can be fired through the aerial. It is guaranteed to leave your enemies stunned (though with no serious after effects). A further feature is that the phone is made from titanium steel; it is unbreakable, working both underwater and in outer space!

Perhaps the most essential reason for purchasing this 'must-have' phone is that it can only be used by the owner. Access to the phone is restricted using a Fingerprint Recognition Scanner (or F.R.S. for short). Your secret missions and evidence will be safe using this phone as it is simply impossible to hack into.

Don't just take our word for it! Listen to what James Bond - who is known by his code number 007 - has to say about this must-have phone: "I thought I had every gadget I required until Q invented the magnificent Multi-Function Mobile Phone. Now I wouldn't possibly attempt a mission without it."

If that weren't enough, the Multi-Function Mobile Phone comes complete with a wireless charger and free leather case. Make sure you don't miss out: buy today by visiting www.spygadgetzone.com!

Activity 1: Vocabulary

Re-read The Multi-Function Mobile Phone. The words below are from the model text. I want you to write down a definition and a synonym (a word that means the same or similar). If you are stuck, you could ask someone else in your home, use a dictionary or the internet.

Word	Definition that fits the model text	Synonym
state-of-the-art		
stranded		
boasts		
HQ		
cloaking		
untraceable		
tranquilizer		
guaranteed		
essential		
required		

★ You could magpie some of these words and use them in your own writing later on.

Activity 2: Persuasive games



We will need to be really persuasive in our writing. Let's warm up by playing a couple of persuasive games

★ Crazy Persuasions

You could do this in a pair taking it in turns, on your own or even try to write the little persuasions down.

Take one minute to try to persuade ...


- ✓ A cat to make friends with a dog
- ✓ A parent to let you stay out late
- ✓ A teacher to cancel all homework
- ✓ A prince/princess to marry you
- ✓ The England manager to pick you for the team
- ✓ A wicked witch to change her ways

★ Estate Agent Role Play

Take the role of an estate agent whose job it is to try and sell houses. You have a difficult challenge here to sell the run-down property in the picture.

- Write your own persuasive paragraph
- Use the writing frame and add in pushy, persuasive language
- Design the poster that would be stuck in the estate agent's window

The estate agent role play



For sale! A ___ opportunity to buy this ___ house. This ___ building is perfect for people who like ___. It is ___ placed for the ___ and railway. The ___ garden and ___ car parking is a ___ bonus. It comes complete with a ___ that money just cannot buy. The ___ adds that ___ factor. The ___ price means that it won't last ___.

Activity 3: Underlying pattern of adverts

Let's go back to the model text. I have picked out the underlying pattern for you in the box-up underneath; this will help guide your writing. Remember this is just a guide and if you are confident you could add in extra paragraphs, different sections, diagrams etc.

Underlying structure of advert/persuasion	Model Text
• Punchy/catchy title	The Multi-Function Mobile Phone
• Opening hook – to make reader feel must have this item	Are you a spy interested in the latest, state-of-the-art gadgets? If so, you will need the new Multi-Function Mobile Phone. Don't be the only spy left stranded on your next mission unable to contact those back home.
• List main features in persuasive manner	The Multi-Function Mobile Phone is the ideal phone for all spies as it boasts a host of amazing features. Firstly, it has worldwide access so that you can always be in contact with HQ. Additionally, it has a cloaking mode allowing you to make untraceable calls.
• Extra features or bonuses	This ideal mobile phone has the added bonus of a hidden tranquillizer dart that can be fired through the aerial. It is guaranteed to leave your enemies stunned (though with no serious aftereffects). A further feature is that the phone is made from titanium steel; it is unbreakable, working both underwater and in outer space!
• Key reason for purchasing gadget	Perhaps the most essential reason for purchasing this 'must-have' phone, is that it can only be used by the owner. Access to the phone is restricted using a Fingerprint Recognition Scanner (or F.R.S. for short). Your secret missions and evidence will be safe using this phone as it is simply impossible to hack into.
• Supporting quotation from a well-known person	Don't just take our word for it! Listen to what James Bond - who is known by his code number 007 - has to say about this must-have phone: "I thought I had every gadget I required until Q invented the Multi-function Mobile Phone. Now I wouldn't possibly attempt a mission without it."
• Free offers plus necessary information (website, phone number, price)	If that weren't enough, the Multi-function Mobile Phone comes complete with a wireless charger and free leather case. Make sure you don't miss out: buy today by visiting www.spygadgets.com !

Activity 4: Making a toolkit for persuasion



Before we start thinking about our own ideas for advertising our gadget, we need to look closely at the text and see what writing tools/tips/tricks the author has used so we can do the same in ours.

★ Below I've given you a list of all the key tools for persuasion plus one example. STOP and go back to the text and find at least one example from the text and add them to the toolkit below:

To persuade our reader we can ...

- ★ **Hook the reader** – start with a question or exclamation to tempt your reader in - *Do you always feel bored?*
- ★ **Use imperative/bossy verbs** – *Buy now!*
- ★ **Talk to the reader** – 2nd person – *Would YOU like to be ...*
- ★ **Boast** – *The finest gadget ...*
- ★ **Include testimonials/quotations** – *As recommended by Harry Kane...*

Activity 5: Quotation practice

You might already be an expert at writing down quotations, especially if you have had done a unit on this before at school. If so, you could skip past the next activity and start thinking of your own ideas for your gadget.

But I'm going to show you how to include a quotation from an expert, witness or previous owner. Let's look at the example from our model:

Listen to what **James Bond** - who is known by his code number 007 - has to say about this must-have phone: "I thought I had every gadget I required until Q invented the Multi-function Mobile Phone. Now I wouldn't possibly attempt a mission without it."

- 1) **Choose the person you want to quote:** it shouldn't be someone random! They need to have something useful to say about what you are writing about or be very well known to back you up.
E.g. a scientist a doctor a previous owner
 an inventor a witness an expert on topic
- 2) **Tell the reader more about them:** As you can see in the example, you can use punctuation to drop in extra information about the person. This could be where they are from, where they work or their experience on the subject. Brackets, dashes or commas can be used to do this.
- 3) **Get your speech punctuation right:** As you can see in the example, we need to have the speech marks or inverted commas before the person starts talking and ending when they stop talking after the full stop!
- 4) **Introduce your speech with a colon:** If you have introduced your speech with a full sentence that makes sense on its own, you should use a colon.

Have a go at writing at least 3 quotations following or imitating the pattern of the model below. You could do it about some of the gadgets on the next page. I've done another one to show you how:

Dr Marc Newton, the gadget supremo from Oxford University, has been testing spy gadgets for decades: "Of all the gadgets I have tested, the Spy Car 3,000 is the greatest invention. It is a mind-blowing contraption."

★ Now it's your turn to write your quotations.



Activity 6: New ideas

Now comes the fun part! You need to come up with your own gadget. Here are a few options to choose from. However, if you have your own idea, go for that!



- 1) A different gadget for a spy: watch, glasses, car, pen, suitcase,



- 2) A gadget for your home: bedroom-cleaner, chore-completer, sister-trapper...



- 3) A gadget for school: homework machine, teacher-pleaser, exam-cheater, classroom-tidier....

Design yours!

- 4) The Teacher-Pleaser Machine



- 5) Spy Watch 2,000



- 6) Automatic bedroom-cleaner



- 7) Spy Car T4000

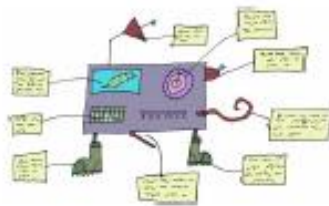
It can be very helpful to gather your ideas into sections to help you plan. Start jotting them down under the headings below. The more the better as you can choose your best soon:

- Who is the gadget for? Catchy name for the gadget

- Features Bonuses/extras

- Quotation/testimonial Key reason for purchasing

Activity 7: Draw your gadget



To help you get a real picture of what your gadget is like, why not have a go at drawing a diagram of it. Make sure to label your diagram with the different features it offers. As you are drawing, you might come up with new ideas that you haven't thought of yet. Get ready to add them to your plan.



Activity 8: Planning Now we are going to organise our ideas into a box-up planner to help structure your writing. You can just write your ideas in bullet points or try to draft your writing in sentences. The more you get on your plan, the easier your writing will be!

Underlying structure of and advert/persuasion	Jot down notes on your ideas for your gadget
Punchy/catchy title	
Opening hook – to make reader feel must have this item	
List main features in a persuasive manner	
Extra features or bonuses	
Key reason for purchasing gadget	
Supporting quotation from a well-known person/expert	
Free offers plus necessary information (website, phone number, price)	

Activity 13: Turn your writing into a radio advert



Writing comes alive when it is read out loud and performed. You could just do this for yourself, or for your family or record it and send it to other people you know to cheer them up or inspire them to do their own. I am sure that your teachers would be over-the-moon to hear your performances!

Top tips for performing your writing:

- Know your writing really well so you can focus on the performance – practise a few times before you record it.
- If you have a quotation or testimonial, you could get a family member to help or you could even put on a different voice!
- You could make up a fake radio or TV show that the advert is on. Introduce the show, give it a name and then pass over to someone selling your product.
- Listen to adverts on the television or radio and listen to the tone of the voices used. Practise imitating the way the words are spoken.
- Now think about the tone of voice you are going to use on certain words or lines. Remember we are being persuasive so you need to sound enthusiastic! Exaggerate your gadget; it is the best in the world after all! Try a catchy rhyme or jingle to catch the ear of your listener.
- Be confident and enjoy it! Try not to re-record yourself 1,000 times trying to make it perfect.

If you enjoyed this activity, why not tune in to the creative writing show Radioblogging each morning at 9:30am with Pie Corbett.
<https://radioblogging.net/>

I hope you have enjoyed working through this workbook. Please share any work produced by tweeting me @MrWalkerPrimary

By James Walker a Year 6 Teacher and Talk for Writing Trainer from Bristol.

###Answers to the CODES!

CODE 1

- SPIES WORK UNDERCOVER Stormbreaker
- NEVER REVEAL YOUR TRUE IDENTITY called M
- KEEP THE MISSION A SECRET

CODE 2

- The first Alex Rider is
- James Bond's boss is called M
- Spies are trained at GCHQ

James Walker is a teacher who also works as a trainer with Talk for Writing to help schools develop the approach.

Edited and designed by Julia Strong
Prepared for online distribution by Nick Batty

To find out more about Talk for Writing, visit www.talk4writing.com.

Permissions: Sharing the web link / URL to where this booklet sits on the Talk for Writing website with colleagues and parents is encouraged, but no part of this publication should be uploaded elsewhere online, reproduced or altered without permission.

Thanks to Lauren Stringer and all the authors of graphics from Flaticon.com, including Freepix, Smashicons, and Becris and Valeria from Pexels.com, for sharing their content.

Thanks to Jon Ralphs for the cartoons: jonralphs.com






W

Renewable or Non-Renewable Energy Sorting Cards

Solar Power

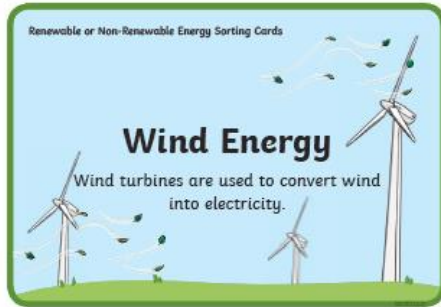
Solar panels are used to convert sunlight into electricity.



Renewable or Non-Renewable Energy Sorting Cards

Wind Energy

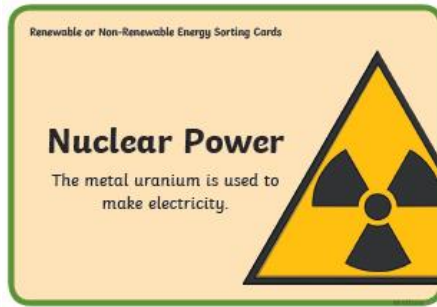
Wind turbines are used to convert wind into electricity.



Renewable or Non-Renewable Energy Sorting Cards

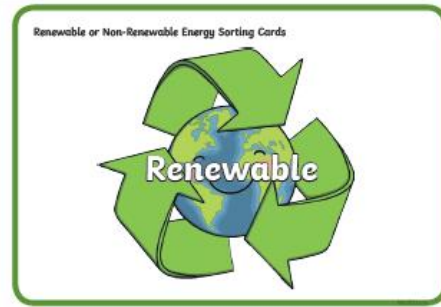
Nuclear Power

The metal uranium is used to make electricity.



Renewable or Non-Renewable Energy Sorting Cards

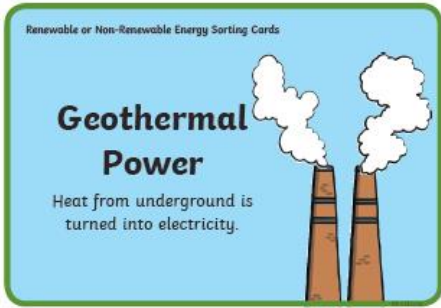
Renewable



Renewable or Non-Renewable Energy Sorting Cards

Geothermal Power


Heat from underground is turned into electricity.



Renewable or Non-Renewable Energy Sorting Cards

Biomass Energy

Natural waste material is burnt to make electricity.



Renewable or Non-Renewable Energy Sorting Cards

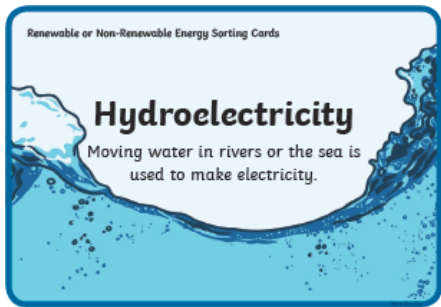
Non-Renewable



Renewable or Non-Renewable Energy Sorting Cards

Hydroelectricity

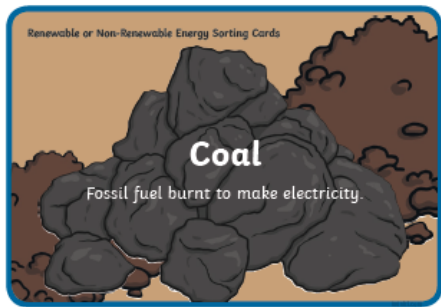
Moving water in rivers or the sea is used to make electricity.



Renewable or Non-Renewable Energy Sorting Cards

Coal

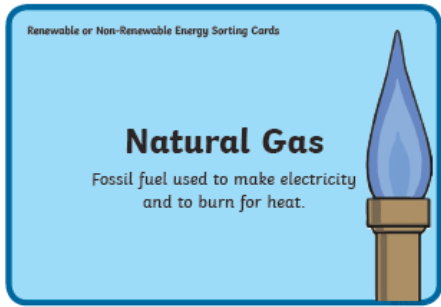
Fossil fuel burnt to make electricity.



Renewable or Non-Renewable Energy Sorting Cards

Natural Gas

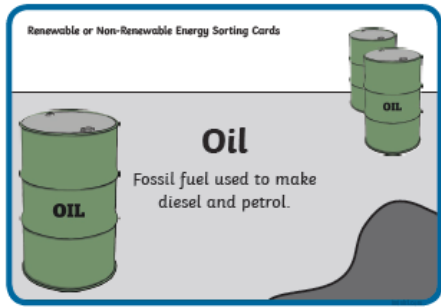
Fossil fuel used to make electricity and to burn for heat.



Renewable or Non-Renewable Energy Sorting Cards

Oil

Fossil fuel used to make diesel and petrol.



Advantages and Disadvantages of Renewable Energy

Read each of the statements about renewable energy sources. Match them under the correct heading on the table to show whether the statement is describing an advantage or a disadvantage.

Renewable energy sources will not run out.	Wind turbines can only be used if the weather conditions are suitable.
Solar panels are cheap to maintain.	Renewable energy sources are clean to use as there are fewer greenhouse gas emissions.
Hydroelectric systems can harm environments and wildlife.	The technology required is often expensive to purchase.
Unused energy produced by households can be sold back to the main national grid.	Usually, the energy is produced at a slower rate than when using fossil fuels.
Wind turbines can be very noisy.	Due to use of a stable source of energy, the cost of renewable fuels does not change much.
Renewable energy technologies could produce many jobs in the future.	Renewable energy technologies can be used on small or large scales - e.g. one house or an entire wind farm.
Not all places in the world can make use of renewable energy sources.	A lot of land is required to set up large scale systems to make enough electricity.

3. Leafy Grove Primary is planning a Walk-a-Thon to raise money for a local charity by completing laps around their football field.

Year Group	Students in class	Fundraising plan for each student	Number of laps completed per student	Total raised by class
Year 1	28	get £5 for every $\frac{1}{2}$ lap	9	£2,520
Year 2	26	£5 for every $\frac{3}{4}$ lap	15	£2,600
Year 3	27	£7 for every lap	15	£2,835
Year 4	23	£7 for every $1\frac{1}{4}$ lap	20	£2,576
Year 5	29	£11 for every $1\frac{3}{4}$ laps	21	£3,828
Year 6	22	£11 for every 2 laps	29	£3,509

How many laps does the average student complete? (Round to 2dp)

18.2 laps

Which year group made the most money?

Year 5

How much money does the school raise in total?

£17,868

2. You are making an order for the school's end of the year barbeque. There are 400 students attending. You must order enough food so each student can have a hotdog, hamburger and ice lolly, but most items are sold in packs so you may have extra. Which store should you get your supplies from to spend the least amount of money?

Item	Stop 'n' Shop	Snack Town	Gary's Groceries
Hot dogs	25 for £1.49	30 for £1.50 14 packs = £21.00	12 for 99p
Hot dog buns	10 for £1	12 for £1.25 34 packs = £42.50	11p each
Hamburgers	10 for £1.99	24 for £4.49 17 packs = £76.33	12 for £2.49
Hamburger buns	12 for £1	10 for 80p 40 packs = £32.00	24 for £1.49
Ice lollies	24 for £2.50	12 for £1 34 packs = £34.00	10 for £1

The items are the least expensive from Snack Town (£205.83).

Advantages and Disadvantages of Renewable Energy Answers

Advantages	Disadvantages
Renewable energy sources will not run out.	Hydroelectric systems can harm environments and wildlife.
Solar panels are cheap to maintain.	Wind turbines can be very noisy.
Unused energy produced by households can be sold back to the main national grid.	Not all places in the world can make use of renewable energy sources.
Renewable energy technologies could produce many jobs in the future.	Wind turbines can only be used if the weather conditions are suitable.
Renewable energy sources are clean to use as there are fewer greenhouse gas emissions.	The technology required is often expensive to purchase.
Due to use of a stable source of energy, the cost of renewable fuels does not change much.	Usually, the energy is produced at a slower rate than when using fossil fuels.
Renewable energy technologies can be used on small or large scales - e.g. one house or an entire wind farm.	A lot of land is required to set up large scale systems to make enough electricity.