

4A Distant Learning: 1st June to 12th June

Hello 4A!

Welcome to your next 2 weeks' worth of home learning! I hope you all enjoyed your half term and had a lovely little break from all that hard work you are doing at home! Last time I spoke to you, a lot of you said you were thoroughly enjoying the plant activities from the previous distant learning pack, which is lovely to hear. I have been busy myself in the garden at the weekends; it's amazing how quickly weeds can grow back isn't it! I can see a lot of you have been very busy on Mathematics and some *GIGANTIC* scores have been achieved!! Big congratulations to Keira-Rose and Thomas who have scored thousands of points for the last couple of weeks.

If you would like to further your learning, I highly recommend online BBC Bitesize daily lessons. This is a wonderful resource which may teach new concepts but also revisits previously learned material and is a great way to refresh our knowledge whilst on lockdown. Find your year group on <https://www.bbc.co.uk/bitesize/dailylessons>

If you have any questions about the work that I have set, then you can ring the school office on 01400 659001 or email enquiries@cranwell.lincs.sch.uk and I will do what I can to help you!

Speak to you all soon and remember to keep smiling!

Mrs Allen



Spellings

Alongside learning the Year 3 and 4 National Curriculum spelling can you mark Mr Woops' work and find his mistakes?! Why not use coloured pens like Mrs Allen does in your books when marking your work!



Literacy

This term we would have been learning how to write an explanation text. An explanation text describes how something works or why something happens. Explanation texts include a lot of specific detail and logically describe the stages in a process, for example; 'How do seeds grow?' and 'The Development of a Frog'. Your task for the next 2 weeks is to write your own explanation text, on a topic of your choice! See below for more information, including the features of an explanation text, an example and a few ideas to help you out.



Reading

We read in class every day, so it would be really nice if you could spend some time every day reading a book. This can be a home book, a newspaper, magazine or anything alike. Do not forget to record this in your reading record.

It would also be good practise to complete some book reviews in the back of you reading record.



Maths

Please see 'Maths' information page, which explains your daily tasks.

Times Tables

I have provided you with the times tables test you complete weekly in school. Once you have completed and scored full marks on the multiplication sheet in 5 minutes then you can move onto the division sheet. You have 5 minutes to complete as many as you can, column by column. You could also have a look on the times tables page for websites to help you.



French

You were all trying really hard in class and enjoying our French lessons. Use this fun website, www.duolingo.com, to further your French vocabulary! Follow the instructions below to access the fun learning!



Extras

Food safety week begins on 4th June. Can you make a poster which draws attention to food safety rules that are important to follow in the kitchen when preparing food? I have also included a fun healthy eating, living and nutrition pack under the 4A section on downloads if you wish to complete these.

Spot Mr Whoops' Mistakes

Mr Whoops is a little bit clumsy...OK, OK, he's a lot clumsy! Even though he's really trying hard with his writing, he's still accidentally misspelt twelve of his Y3/Y4 key spelling words. Can you spot his mistakes?

Highlight them in the passage of text.

Could you then correct the words at the bottom of the sheet and create a list for Mr. Whoops to practise?



Activity 4


I have a very bizzy year this year. There are lots of dates with a big sircle drawn round them on my calinder. In Feburary, I am going on an exstream sports holiday to take part in lots of sports, including hand-gliding, abseiling and water-skiing. It should be a fun expeareance! Hopefully in May, there will be a very special occatian when I finally move house. It has taken such a long time to buld. I am so looking forwerd to having a new addrres. In June, Grandad and Granny Whoops will arreave in England to stay for a few weeks. Hopefully, my new spare room will be compleet by then so that they have somewhere to sleep!

Mr. Whoops needs to practise these words:

_____	_____	_____
_____	_____	_____
_____	_____	_____

Activity 5

Dear Diary,




What a day! It all started well...I was out happily riding my bicycle but I couldn't decide whether to go up Badger's Hill or take the opposite route into town. I thought that pedalling up the hill would give me more exercise so I turned left up the hill. A minute later and in a blink of an eye, a naughty squirrel scampered straight into my path. I swerved to avoid the silly animal, got my shoelaces caught in my spokes, and ended up splat in the center of a cow pat in a nearby field. Can you imagine how embarrassed I was? It's not like me to be so accident prone!

I am certain that I'll have better luck tomorrow,

Mr. Whoops x

Mr. Whoops needs to practise these words:

_____	_____	_____
_____	_____	_____
_____	_____	_____
_____	_____	_____



Activity 6

Last week, I took part in a grammar and spelling competition at my local library. You needed to possess very special skills to be crowned 'English Expert of the Century'. Even though spelling is a big strength of mine (as you already know!), going into the final round I was in eighth position out of a group of ten contestants. My heart was pounding and I could barely breathe as I read out my final sentence. Unfortunately, I only won a bronze medal. Maybe I'll do better next year.

Mr. Whoops needs to practise these words:

_____	_____	_____
_____	_____	_____
_____	_____	_____
_____	_____	_____

Literacy

Features of an explanation text



Time Connectives

Help the reader to understand the order

Diagrams

Make sure your diagrams are clear and accurately

Technical Vocabulary

Remember, when using subject specific vocabulary, to put it in bold and in a glossary

HOW TO WRITE AN:

EXPLANATION TEXT

Present Tense

These things are happening now

Title

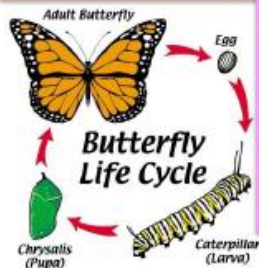
Making your title a question can help guide your writing

Introduction

Should introduce your main ideas, as well as giving some brief description

Text boxes

Interesting facts/ "Did you know?" boxes can help engage the reader



Example

How Do Flowering Plants Grow?

Have you ever wondered how plants grow? Then, read on...
This fascinating leaflet will explain how the plant lifecycle works.

The Beginning

Plants begin life as a seed. If the seed has water and warmth, it germinates (starts to grow). First, a root appears, which grows down into the soil. After that, a pale, leafless shoot pushes up towards the light.



a germinating seed



a young seedling a growing plant

Photosynthesis

As soon as the plant's tiny shoot is tall enough, it produces green leaves at the top. These are the factory of the plant that use sunshine and water to create food to build more leaves, the stem and flowers. This is an important process called photosynthesis. Plants couldn't exist without it!

Pollination

Because the flowers' petals are brightly coloured, they attract insects such as bees. Inside each flower, minute grains of pollen are found on short stalks. The bees come to collect this pollen for their food. As they continue from plant to plant, some of it brushes off and falls into other flowers. This is called pollination. As a result, pollen mixes with tiny egg cells and this makes a seed.



a bee collecting pollen from a flowering plant

Seed Dispersal



a seed pod

Once the flower has been pollinated, the coloured petals fall off. Then, the base of the flower starts to swell up into a fruit as the seeds grow.

Eventually, the fruit ripens and the seeds are released. This is called seed dispersal. This means that the whole cycle can begin again as a new plant rapidly starts to grow.




What could I write my explanation text on?

I thought it would be a nice idea to let you choose what topic you would like to write your explanation text on. Maybe over dinner, with your family, you could discuss what process would be a good topic to write about. Depending upon what topic you chose to write your explanation text on, you may need to do a little bit of research online for specific details. You may even like to get really creative and design your own machine to use around the house and write an explanation text on how it works. If you are struggling for ideas, I have listed a few below.



The
lifecycle of
a frog



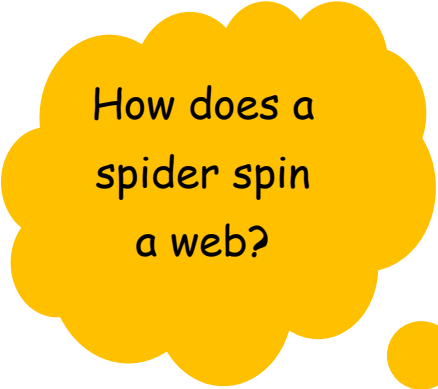
How do
volcanoes
erupt?



How does a
chicken
hatch?



How do
seeds
grow?



How does a
spider spin
a web?

Times Table Activities

<https://play.ttrockstars.com/auth/school> - Times Table Rock Stars is a great way to practise your times tables

<https://play.edshed.com/> - Practise your times tables

<https://www.timestables.co.uk/> - learn and practise

<https://www.topmarks.co.uk/maths-games/7-11-years/times-tables>

<https://www.oxfordowl.co.uk/for-home/maths/help-with-times-tables/> -

<https://www.themathsfactor.com/times-tables-check/#/> - A Times Tables Check in the same format the Multiplication Test will be.

Maths Activities

Please continue to complete your daily maths lesson, on the White Rose website. **You should now be ready to move onto 'Summer term- Week 6 (w/c 1st June)' and 'Summer term-Week 7 (w/c 8th June)'.**

Each day, there will be a short video of a lesson to watch, which will contain questions for you to answer on paper. The lesson videos will also be linked to the BBC Bitesize website, where you will find further explanations and activities.

Follow this link to find your daily lessons and follow the instructions on the website: <https://whiterosemaths.com/homelearning/year-4/>

In addition to this, Mathletics activities will be set and don't forget you always have access to Times Tables Rockstars and Education city.

Extra Maths Games

<https://play.prodigygame.com/> - Pokemon style game with maths questions!

<https://play.edshed.com/> - practise your number bonds, power of 10 and addition and subtraction

www.topmarks.co.uk -interactive games

<https://www.oxfordowl.co.uk/for-home/kids-activities/fun-maths-games-and-activities/#maths-7-9> - games and activities

<https://www.mathswithparents.com/KWeb?startTime=1584558592239#menu584883> - Free access to parents - videos and activities across the maths curriculum.

2x table		5x table		10x table		3x table		4x table		8x table	
1 x 2 =		3 x 5 =		2 x 10 =		4 x 3 =		3 x 4 =		2 x 8 =	
6 x 2 =		8 x 5 =		6 x 10 =		10 x 3 =		1 x 4 =		10 x 8 =	
10 x 2 =		11 x 5 =		8 x 10 =		1 x 3 =		9 x 4 =		8 x 8 =	
2 x 2 =		2 x 5 =		3 x 10 =		5 x 3 =		7 x 4 =		1 x 8 =	
4 x 2 =		4 x 5 =		7 x 10 =		9 x 3 =		2 x 4 =		5 x 8 =	
5 x 2 =		6 x 5 =		10 x 10 =		6 x 3 =		12 x 4 =		7 x 8 =	
7 x 2 =		10 x 5 =		4 x 10 =		2 x 3 =		8 x 4 =		9 x 8 =	
12 x 2 =		1 x 5 =		11 x 10 =		11 x 3 =		11 x 4 =		3 x 8 =	
3 x 2 =		5 x 5 =		9 x 10 =		8 x 3 =		5 x 4 =		6 x 8 =	
8 x 2 =		9 x 5 =		1 x 10 =		12 x 3 =		10 x 4 =		11 x 8 =	
11 x 2 =		12 x 5 =		12 x 10 =		3 x 3 =		6 x 4 =		4 x 8 =	
9 x 2 =		7 x 5 =		5 x 10 =		7 x 3 =		4 x 4 =		12 x 8 =	
Total:		Total:		Total:		Total:		Total:		Total:	

6 x table		7 x table		9 x table		11 x table		12 x table	
2 x 6 =		2 x 7 =		1 x 9 =		4 x 11 =		3 x 12 =	
6 x 6 =		10 x 7 =		6 x 9 =		10 x 11 =		1 x 12 =	
8 x 6 =		8 x 7 =		10 x 9 =		1 x 11 =		9 x 12 =	
3 x 6 =		1 x 7 =		2 x 9 =		5 x 11 =		7 x 12 =	
7 x 6 =		5 x 7 =		4 x 9 =		9 x 11 =		2 x 12 =	
10 x 6 =		7 x 7 =		5 x 9 =		6 x 11 =		4 x 12 =	
4 x 6 =		9 x 7 =		7 x 9 =		2 x 11 =		8 x 12 =	
11 x 6 =		3 x 7 =		12 x 9 =		3 x 11 =		11 x 12 =	
9 x 6 =		6 x 7 =		3 x 9 =		8 x 11 =		5 x 12 =	
1 x 6 =		11 x 7 =		8 x 9 =		12 x 11 =		10 x 12 =	
12 x 6 =		4 x 7 =		11 x 9 =		11 x 11 =		6 x 12 =	
5 x 6 =		12 x 7 =		9 x 9 =		7 x 11 =		12 x 12 =	
Total:		Total:		Total:		Total:		Total:	

French

To access the fun learning on DuLingo follow the instructions below

1. Enter www.duolingo.com into your search bar or follow the hyperlink in blue.
2. Click the 'Get Started' icon.
3. Choose the language 'French'.
4. When it asks why you are learning a language, click the 'School' icon.
5. It will then ask you to choose a daily goal. This is entirely your choice, depending on how long you would like to spend on it a day. Just bear in mind, you can keep track of your daily points and achieve 'streaks' if you manage to complete your daily goal on consecutive days. I chose 'Regular-10 minutes a day'.
6. The next question will ask you if you want your daily goal logging. I would suggest you chose 'not now' unless you wish to do otherwise. It does keep track of your daily activity without having to create an account.
7. Lastly, when it asks you to choose your path, select 'New to French'
8. You are now ready to go! Follow the instructions on the page and remember to have your volume turned up so you can hear the pronunciation of the French vocabulary.

You will only have to follow these instructions the first time you access the website. If you use the same laptop/computer daily, it should have saved your settings so you will be ready to go the next day! Enjoy! I am excited to see if any of you can achieve a 7-day streak!

PE Activities

<https://www.cosmickids.com/category/watch/> - Cosmic Kids Yoga. These activities vary from under 10 minutes to over 15 minutes.

https://www.youtube.com/results?search_query=body+coach+kids- Tune in with Joe Wicks for some HITT sessions!

<https://www.youtube.com/user/thebodycoach1> - Joe Wicks is also providing live workout, every morning at 9am, called "PE with Joe" on his YouTube channel The Body Coach TV.

<https://www.cranwell.lincs.sch.uk/> Follow our school twitter feed on the school website or visit our twitter page, or Carre's Grammar School Outreach support <https://twitter.com/CranwellSchool>, <https://twitter.com/CGSOutreach> for fun daily challenges and virtual competitions you can enter.

Additional Websites

These websites are offering free, fun and interactive resources to help learning at home.

Twinkl- <https://www.twinkl.co.uk/resources/parents>

Mrs Mactivity- You can claim a free resource pack by signing up with your email- <https://www.mrsmactivity.co.uk/>

White Rose Maths- This is the Maths scheme we follow in school. They have provided free, really helpful lessons online that include a short video showing you clearly and simply how to help your child to complete the activity- <https://whiterosemaths.com/homelearning/>

Classroom Secrets- They have created fun, interactive and practical home learning packs to ensure all children can continue to learn- <https://classroomsecrets.co.uk/>

Teach Starter- They are offering a 1 month free membership and a collection of free home learning packs- <https://www.teachstarter.com/>

Newsround- Watch Newsround live at 9:15am, 12:10pm and 4:00pm for the latest news- <https://www.bbc.co.uk/newsround>