

## 4/5N Home Learning: 1<sup>st</sup> June to 12<sup>th</sup> June (2 weeks)

Hello 4/5N,

Welcome to Term 6!

Firstly, well done to all of you for coping so well with not being at school or seeing your friends. I know you have all been keeping busy with your work, exercising and helping out at home. Where possible, try to allocate some time towards maths and literacy learning on week days. Practising 'little and often' will help you retain, and hopefully build upon, what you've learnt at school and will help ease your transition back to school.

For those children in year 5 wishing to take the 11+ test, please note the following provisional dates:

- Friday 18 September 2020 – Verbal Reasoning Test
- Friday 25 September 2020 – Non Verbal and Spatial Reasoning Test

Thank you for the work and lovely photos some of you have been able to share with me, it's comforting to see your smiling faces. I am very impressed with the standard of work you have produced despite not being in school; you have shown maturity beyond your years.



**You *should* be able to complete these independently, but ask Mum or Dad if you need help.** If you have any


problems with log-ins etc., you can ask an adult to ring school, as we are still there to help you.

Parents and children, if you would like to supplement your learning further, I highly recommend online BBC Bitesize daily lessons. This is a wonderful resource which may teach new concepts but also revisits previously learned material and is a great way to refresh our knowledge whilst on lockdown. Find your year group on <https://www.bbc.co.uk/bitesize/dailylessons>

Take care and hope to see you all soon, Mrs New



## 4/5N Home Learning: 1<sup>st</sup> June to 12<sup>th</sup> June (2 weeks)

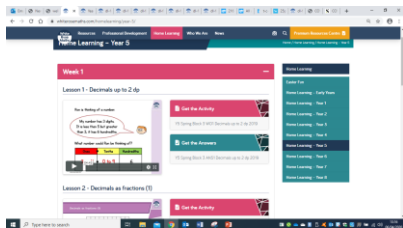


Please continue to complete your daily maths lesson, using the White Rose resources from the website.

Each day, watch a short video of a lesson. If there is a worksheet use it, otherwise write your answers in your exercise book.

You can find your lessons on this website:  
<https://whiterosemaths.com/homelearning/year-5/> Please move onto the section labelled '**Summer Term Week 4-5**'. The videos are also available on Facebook, if the website is overloaded.

In addition, Mathletics tasks will be set.



Extension challenge: You can extend your maths knowledge through the following site which is free to all users at the moment (charges may apply in the future): <https://kids.classroomsecrets.co.uk/>




Please follow the link below to access a home learning booklet called 'One Chance' (this can either be printed or you can write your answers and ideas in your exercise books):

<https://www.talk4writing.co.uk/wp-content/uploads/2020/05/Y5-One-Chance.pdf>

This booklet is designed for you to work at your own pace, taking you through a series of literacy tasks related to the story including: reading comprehension, grammar, vocabulary and planning tasks. The booklet culminates in you producing your own adventure story!

Please don't try to complete this in one sitting. Try to complete a couple of pages per session as you work towards creating a fantastic story – good luck!



## 4/5N Home Learning: 1<sup>st</sup> June to 12<sup>th</sup> June (2 weeks)



### **History – RAF Cranwell**

On 1<sup>st</sup> April 2016, RAF Cranwell, the first military academy in the world, celebrated 100 years of aviation. 2016 marked the 100th year since aircraft flying training started at the airbase in Cranwell.

Can you design a poster to commemorate this important milestone?

What facts or illustrations do you think would be worthy of featuring on your poster?

It could feature:

- Your favourite RAF plane
- The Red Arrows (who were temporarily based at Cranwell)
- The grand RAF College building
- You could advertise the renowned Band of the RAF College
- You might include the instantly recognisable RAF target symbol

It should include:

- Short, snappy sentences
- A catchy slogan
- An eye catching layout
- Attention grabbing pictures or photographs

Have fun and be creative!



## 4/5N Home Learning: 1<sup>st</sup> June to 12<sup>th</sup> June (2 weeks)



### Geography

#### WHAT ARE NATURAL RESOURCES?

Jot down what you think natural resources are before watching the following clip from BBC Bitesize and see if you were right:

<https://www.bbc.co.uk/bitesize/topics/zshp34j/articles/z62qy9q>

Watch the clip again and this time make notes – you could just use a spider diagram like we do on the board at school.

Next have a look at the nine pictures included below. What is happening in each of the pictures? Ask older siblings or your parents if you are stuck – or even share them with other relatives when you video call them.

Some other countries also have valuable natural resources. For example: South Africa has a precious metal called gold; New Zealand grow sheep which suits their landscape perfectly; Venezuela has lots of oil; and Iceland have plenty of ocean to fish.



### Geography

#### RENEWABLE AND NON-RENEWABLE RESOURCES – WHICH IS WHICH?

Jot down as many different energy sources you can think of. Ask siblings, parents and relatives to help you.

Now watch the short video clip on BBC Bitesize:

<https://www.bbc.co.uk/bitesize/topics/zshp34j/articles/zntxgwx>

Have a look at the list you created before the video clip. Have you been able to add any more to it?

There are some ENERGY CARDS attached below. Sort the cards into two groups: renewable energy sources and non-renewable energy sources. If you are not able to print them, you can write them in two columns.

Next explain to another human being why you chose them to be in each group – how good are you at explaining?

## 4/5N Home Learning: 1<sup>st</sup> June to 12<sup>th</sup> June (2 weeks)



### Reading/Art

Can you create a new book cover for the book that you are currently reading?

Have a good look at the existing book cover. Why did the illustrator choose that image for the book's front cover? Does the picture on the front cover give anything important away or just enough to get you interested? What image do you think would represent the book well in your opinion?

Don't forget the title, author, illustrator and publisher information. You will need to write a blurb for the back cover too.



In addition to your weekly spelling activity, can you use a dictionary to find out what these words mean and then learn how to spell them?

Don't worry if you don't have a dictionary at home, you can, with your parents' permission, google it or use these online ones:

<https://www.wordsmyth.net/>

<https://kids.britannica.com/kids/browse/dictionary>.

- |                           |                     |
|---------------------------|---------------------|
| 1. Natural resources      | 1. Geothermal       |
| 2. Agricultural resources | 2. Biomass          |
| 3. Geological resources   | 3. Hydroelectricity |
| 4. Crops                  | 4. Nuclear          |
| 5. Oil                    | 5. Natural gas      |
| 6. Wind                   | 6. Coal             |
| 7. Rivers                 | 7. Oil              |
| 8. Tides                  | 8. Distribution     |
| 9. Minerals               | 9. Imbalance        |
| 10. Fossils fuels         | 10. Starvation      |
| 11. Renewable energy      | 11. Conservation    |
| 12. Non-renewable energy  |                     |

## 4/5N Home Learning: 1<sup>st</sup> June to 12<sup>th</sup> June (2 weeks)



### D&T

#### 'Make it Fly'


Have a go at creating different types of aircraft, using the link below:

<https://learning.sciencemuseumgroup.org.uk/wp-content/uploads/2019/02/SMG-Learning-Activities-Make-It-Fly.pdf>

Think scientifically by answering the following questions:

- Which design travels fastest and why do you think this is?
- Why do these designs behave differently to a crumpled-up piece of paper?
- How do your paper planes compare with the shapes of real planes you've seen?
- Which way does the helicopter spin? Can you make it spin the other way?
- What do you notice if you make the front of the plane heavier?
- Make your own plane design and see if you can make it travel further than the others.

Extension task: Linking back to our Plants topic – can you find out about how Sycamore seeds 'fly' and describe which method of seed dispersal they use?





## 4/5N Home Learning: 1<sup>st</sup> June to 12<sup>th</sup> June (2 weeks)



### **Physical Education**

I'm happy to hear that many of you are doing lots of exercise during this period at home – well done!

I would like all of you to aim to do *at least* 60 minutes exercise a day. This includes playing sports as a family, riding your bikes or going for walks/jogs with the dogs.

Can you think of other ways to get your heart rate up?

If you need some inspiration, the following link has some ideas for getting active whilst at home:

<https://www.cambslearntogether.co.uk/home-learning/pe>

If possible, I would like you to send me a picture of you doing exercise at home. You can send them FAO: Mrs New to [enquiries@cranwell.lincs.sch.uk](mailto:enquiries@cranwell.lincs.sch.uk).

I may include a selection of photos in your next set of home learning, therefore can parents please indicate whether they are happy for your image to be shared in this way in the body of the email. Also be mindful not to include other people in the picture as I need consent to include their images.

**4/5N Home Learning: 1<sup>st</sup> June to 12<sup>th</sup> June (2 weeks)**



Please try to learn spellings from the Statutory spelling list provided, and remember to highlight any you get correct on the sheet.



SPAG (spelling, punctuation and grammar) activities will be set online.



Mathletics activities will be set in addition to White Rose tasks.



Please complete your weekly times table test, giving yourself 5 minutes to write answers in your book, then self-mark and keep a record of your total along with the date.

For further challenge, you can choose to complete the division test.



Please read for at least 20 minutes every day this week.

Try to read aloud with an adult, at least once, and discuss what you've read with them.

Once you have read a book, please complete a book review in your exercise books.



Please see 'Birds of Prey' data collection instructions below, which requires you to gather data that we can later input into Excel to create tables, graphs and charts.



4/5N Home Learning: 1<sup>st</sup> June to 12<sup>th</sup> June (2 weeks)



W

4/5N Home Learning: 1<sup>st</sup> June to 12<sup>th</sup> June (2 weeks)

Renewable or Non-Renewable Energy Sorting Cards



### Solar Power

Solar panels are used to convert sunlight into electricity.

Renewable or Non-Renewable Energy Sorting Cards



### Wind Energy

Wind turbines are used to convert wind into electricity.

Renewable or Non-Renewable Energy Sorting Cards



### Nuclear Power


The metal uranium is used to make electricity.

Renewable or Non-Renewable Energy Sorting Cards



### Renewable


Renewable or Non-Renewable Energy Sorting Cards



### Geothermal Power

Heat from underground is turned into electricity.

Renewable or Non-Renewable Energy Sorting Cards



### Biomass Energy

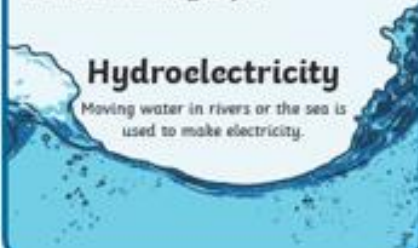
Natural waste material is burnt to make electricity.

Renewable or Non-Renewable Energy Sorting Cards



### Non-Renewable

Renewable or Non-Renewable Energy Sorting Cards



### Hydroelectricity

Moving water in rivers or the sea is used to make electricity.

Renewable or Non-Renewable Energy Sorting Cards



### Coal

Fossil fuel burnt to make electricity.

Renewable or Non-Renewable Energy Sorting Cards



### Natural Gas

Fossil fuel used to make electricity and to burn for heat.

Renewable or Non-Renewable Energy Sorting Cards



### Oil

Fossil fuel used to make diesel and petrol.

4/5N Home Learning: 1<sup>st</sup> June to 12<sup>th</sup> June (2 weeks)

## Advantages and Disadvantages of Renewable Energy

Read each of the statements about renewable energy sources. Match them under the correct heading on the table to show whether the statement is describing an advantage or a disadvantage.

|  |   |
|--|---|
| Renewable energy sources will not run out.                                       | Wind turbines can only be used if the weather conditions are suitable.                                      |
| Solar panels are cheap to maintain.  | Renewable energy sources are clean to use as there are fewer greenhouse gas emissions.                      |
| Hydroelectric systems can harm environments and wildlife.                        | The technology required is often expensive to purchase.   |
| Unused energy produced by households can be sold back to the main national grid. | Usually, the energy is produced at a slower rate than when using fossil fuels.                              |
| Wind turbines can be very noisy.   | Due to use of a stable source of energy, the cost of renewable fuels does not change much.                  |
| Renewable energy technologies could produce many jobs in the future.             | Renewable energy technologies can be used on small or large scales - e.g. one house or an entire wind farm. |
| Not all places in the world can make use of renewable energy sources.            | A lot of land is required to set up large scale systems to make enough electricity.                         |



## Advantages and Disadvantages of Renewable Energy Answers

| Advantages  | Disadvantages   |
|---|---|
| Renewable energy sources will not run out.  | Hydroelectric systems can harm environments and wildlife.                           |
| Solar panels are cheap to maintain.   | Wind turbines can be very noisy.  |
| Unused energy produced by households can be sold back to the main national grid.                            | Not all places in the world can make use of renewable energy sources.               |
| Renewable energy technologies could produce many jobs in the future.  | Wind turbines can only be used if the weather conditions are suitable.              |
| Renewable energy sources are clean to use as there are fewer greenhouse gas emissions.                      | The technology required is often expensive to purchase.                             |
| Due to use of a stable source of energy, the cost of renewable fuels does not change much.                  | Usually, the energy is produced at a slower rate than when using fossil fuels.      |
| Renewable energy technologies can be used on small or large scales - e.g. one house or an entire wind farm. | A lot of land is required to set up large scale systems to make enough electricity. |

## 4/5N Home Learning: 1<sup>st</sup> June to 12<sup>th</sup> June (2 weeks)

### Data Collection

#### Red Kite

We have such a variety of birds here in the UK, including the Red Kite. As you can see, they have a distinctive forked (v-shape) tail. These birds of prey nearly wiped out in the UK – killed because they were thought to be killing game birds and livestock, but have been successfully introduced thanks to a conservation project. While at home, I have frequently spotted a Red Kite soaring in the sky. It is then quickly pursued by a couple of crows who attack it mid-air, presumably to protect their own fledglings from its hunt.

These sightings helped inspire your homework task below.



#### Peregrine Falcon

Did you know the Peregrine Falcon is the fastest animal on earth? These beautiful birds are capable of reaching speeds of more than 200 miles per hour when diving after their prey and are one of the few bird of prey species that can be found in urban areas. There are many webcams available online to observe wild birds feeding their chicks - here is one that I have enjoyed viewing:



<https://www.warwickshirewildlifetrust.org.uk/peregrine>

But please, as always, remember ask for permission from your parents before accessing any online content.

#### White tailed Eagle

White tailed Eagles have recently been reintroduced in the UK, after being driven to extinction. They are the largest birds of prey in the UK. They are fantastic hunters and this short clip demonstrates their fishing skills:

<https://www.youtube.com/watch?v=8RR-fK9Vs>



## 4/5N Home Learning: 1<sup>st</sup> June to 12<sup>th</sup> June (2 weeks)

### Data collection homework task

| U.K. Birds of Prey  |                                |                    |          |        |              |
|---------------------|--------------------------------|--------------------|----------|--------|--------------|
| Name                | Peregrine Falcon               | White tailed Eagle | Red Kite | Osprey | Sparrow Hawk |
| Family              | Falconidae                     |                    |          |        |              |
| Habitat             | Coasts & tall urban structures |                    |          |        |              |
| Wing Span (cm)      | 120                            |                    |          |        |              |
| Main Diet           | Birds and bats                 |                    |          |        |              |
| Top Speed (mph)     | 220                            |                    |          |        |              |
| Conservation Status | Stable                         |                    |          |        |              |
| Top Fact            | Fastest animal on earth        |                    |          |        |              |

1. Create a table either on paper or on a computer. You can use the example above or you can think of your own ideas of information to collect (e.g., mass, life span, etc.).
2. **At least two rows of your data must include numerical data which can then be easily translated to chart/graph form (you must record using the same units to be able to compare – e.g., record all top speeds in mph).**
3. I find these UK birds of prey fascinating, but I know you will learn more when you are interested in the subject, therefore I am giving you the option to gather data about UK birds of prey or another species of your choice (pterosaurs, dogs, minibeasts, dinosaurs, etc.). You may even want to compare objects, e.g., planes.

I hope we can reconvene soon as a class and, when we do, plan to teach you how to use Excel software to compile, manipulate and present data. Excel is a wonderful tool and I suspect you will enjoy learning about all the different ways it can present given data.

If you would like to extend this task perhaps you could include images or hyperlinks within your table. You might even have a parent and/or sibling who are able to show you how to turn your data into chart/graph format – just be aware, if you reach this stage you may be designated as an ‘Excel Expert’ and asked to be a ‘helper’ to your classmates if and when we return to school.

If you’re interested, here are some short clips to find out more about our birds of prey:

<https://www.bbc.co.uk/bitesize/clips/zwd4d2p>

<https://www.bbc.co.uk/bitesize/clips/zh89wmn>

I hope you enjoy this task!









**4/5N Home Learning: 1<sup>st</sup> June to 12<sup>th</sup> June (2 weeks)**

**Birds of Prey Sudoku**

Can you fill in the gaps so that every bird of prey appears only once in each row and column? Write the first letter of their name in each of the squares to complete the challenge (see key provided below, e.g., write R for Red Kite in the right square)!



Key:

|   |          |              |   |          |                    |
|---|----------|--------------|---|----------|--------------------|
|  | <b>R</b> | Red Kite     |  | <b>W</b> | White Tailed Eagle |
|  | <b>S</b> | Sparrow Hawk |  | <b>P</b> | Peregrine Falcon   |
|  | <b>O</b> | Osprey       |  | <b>B</b> | Barn Owl           |

4/5N Home Learning: 1<sup>st</sup> June to 12<sup>th</sup> June (2 weeks)

Answers to Sudoku puzzle:

|   |   |   |   |  |   |
|---|---|---|---|--|---|
| W   | P   | B   |  |   |  |
| O   |    | S   |  | B  |  |
| B   | O   | R   | S   |   |  |
|    |    | P   | B   | O  | R   |
|   | S   |   | P   |  | B   |
|  |  |  | O   | R  | S   |