

Home Learning Tasks for Year 6 children 5/6B for 18<sup>th</sup> – 22<sup>nd</sup> May

Good Morning 5/6B – Year 6 children!



I hope that you all enjoyed last week's tasks and you have managed to keep busy and speak to your family and friends that you've not seen for a while. I hope they enjoyed your space stories!

Well, this is the last week before Half Term and normally you would have been celebrating the end of SATs week. Not long now and then you can have a week's rest from school work – but make sure that you are having fun at home spending your time doing something different and relaxing.

This Friday would have been Grandparents Day in school and you would have been making cakes for the grandparents to eat whilst they were entertained in the hall. Thursday afternoon would have been parents afternoon. We are very sorry that we haven't been able to organise these days for you but it is better that everyone is home safe and sound and video calling instead.

The weather was nice last week and I hope that you got out into your gardens. Hopefully last week's ice hockey game cooled you down a bit!



It's time to set you some more work! This is Week 5 of the Summer Term and I hope you enjoy the tasks I have set. Remember, the work here is for you to access, but every home is different and all your situations at home may be different too. Try not to worry if you can't concentrate or complete all of the tasks. They are just ideas for you to do to continue your learning; we understand if you are not able to do some of them – do the best you can, as always! I can see lots of you have been making a big effort on Mathematics – some amazing scores once again! Well done, keep up the good work.

Remember that there are teachers in school every day and that if you need help with anything or if you have any questions about the work that I have set, then you can ring the school office on 01400 659001. Even if I am not in school that day, I will be sent a message.

If you didn't get a chance to look at the booklet from last week, and you are wanting a booklet to complete with lots of maths, reading and SPaG questions to keep you going, then click on the following link.

<https://digify.com/a/#/view/2f83f984472146538c85110cce26f82f> and here are the answers (TOP SECRET):

Home Learning Tasks for Year 6 children 5/6B for 18<sup>th</sup> – 22<sup>nd</sup> May

<https://digify.com/a/#/view/2d49345d6dea409884406f1c653b74e0> Don't worry about whether you have a printer, you could just write your answers on some paper instead. and here is the answer booklet (TOP SECRET)

Keep safe, love from

Mrs Birchenall, Mrs Mulhall and Mrs Hildred

### Maths

Please continue to complete your daily maths lesson, using the White Rose resources from the website. There may or may not be a sheet available each day this week (they keep changing their minds!), but if not, just have a go at the questions on the video, on a piece of paper. Remember to also follow the links to BBC Bitesize for even more practise.

You can find your lessons here:

<https://whiterosemaths.com/homelearning/year-6/>

Please move onto the section labelled 'Summer Term Week 5 w/c 18th May'. The videos are also available on Facebook, if the website is overloaded.



Of course, I'll continue to set tasks on Mathletics, but only do these if you have spare time!

Want an extra challenge? Complete the sheet below.

### Science

This week, we're learning more about day and night by investigating time zones around the world. Have a look at: <https://www.bbc.co.uk/bitesize/topics/zvsfr82/articles/zjk46v4> there's even a little game to play!

If you enjoy a challenge, you might like to have a go at the questions on the cards below – perhaps you could print them, share them with Mum or Dad and see who gets the most right!

I've included a time zone map, but it's not quite as clear as I'd like. I suggest you either use one from an atlas or try this interactive website, where you can search for the countries and see them pinpointed: <https://24timezones.com/timezone-map>

Perhaps you have friends in other countries – what time is it with them?

### Literacy – Space Poetry

Have a read of the three poems I have included below. They are all by Pie Corbett who is an amazing children's author and poet.



Last week you wrote a story along the theme of space. This week, I would like you to write a poem.

Monday: space is a fascinating and complex subject. Today I would like you to complete some space research. Here are some fab websites to help get you started:

- NASA website [www.spaceplace.nasa.gov/en/kids/](http://www.spaceplace.nasa.gov/en/kids/)
- Leicester Space Centre [www.spacecentre.co.uk](http://www.spacecentre.co.uk)
- London Science Museum [www.sciencemuseum.org.uk/visitmuseum/galleries/space.aspx](http://www.sciencemuseum.org.uk/visitmuseum/galleries/space.aspx)
- Activities available [www.bobthealien.co.uk/marsmiss.htm](http://www.bobthealien.co.uk/marsmiss.htm)

Tuesday: Decide on a theme. You could focus on space travel, fictional aliens, an unknown planet or something more factual. It is totally up to you. Enjoy spending some time thinking. Jot down any interesting words you come across that you could use in your poetry writing. Remember, in poems every word is chosen for a reason.

Home Learning Tasks for Year 6 children 5/6B for 18<sup>th</sup> – 22<sup>nd</sup> May

<p>PE I hope that you are still enjoying PE with Joe Wicks and it helps you to be ready for the day ahead.</p> <p>If any of you have done any of the 2.6 challenge, don't forget to let the school know!</p> <p>Keep training like an astronaut! For more information, visit: <a href="https://www.stem.org.uk/missionx">https://www.stem.org.uk/missionx</a> and click on CHALLENGE to register (please ask mums and dads to do this bit for you).</p> <p>History The innovation we're learning about this week is an important one for many of our families – flight! I'd like you to research the history of flight and see if you can find out about a very important invention which took place in Cranwell! There are many interesting websites, but here are some suggestions: <a href="https://www.theschoolrun.com/homework-help/history-of-flight">https://www.theschoolrun.com/homework-help/history-of-flight</a> <a href="https://www.bbc.co.uk/bitesize/topics/zvb76v4/articles/zdcskmn">https://www.bbc.co.uk/bitesize/topics/zvb76v4/articles/zdcskmn</a> <a href="https://www.dkfindout.com/uk/transport/history-aircraft/">https://www.dkfindout.com/uk/transport/history-aircraft/</a> (super website – click on the images to find out more). <a href="https://www.historylearningsite.co.uk/inventions-and-discoveries-of-the-twentieth-century/the-jet-engine/">https://www.historylearningsite.co.uk/inventions-and-discoveries-of-the-twentieth-century/the-jet-engine/</a> Can you make a timeline of all the different 'aircraft'?</p>	<p>Think about all the places you might have been on holiday or have read about in books. I wonder what time it is for them?</p>	<p>Wednesday: plan your poem. Create a cloudburst of ideas on a piece of paper just like I do on the board at school. Some of these ideas you will keep, others you will decide against. Think about the story of your poem. What journey are you taking your audience on? Plan each verse around that adventure.</p> <p>Thursday: write a first draft of your space poem. You will need to play around with the vocabulary at this stage. I always find it is best just to write what comes out of my head and then from those little acorns of ideas, great oak trees grow! Remember, poetry can rhyme, or not. It can have the same number of lines per verse (stanza) or not. It is up to you.</p> <p>Friday: perform your poem to your grandparents/other family members not with you at the moment - remotely via video call perhaps (ask your parents to be your camera crew). If you are too shy to perform it live, why not ask someone to record you and then send it to your grandparents or other relatives.</p>
<p>German I hope you have been enjoying practising your German using Duo Lingo. I must say I am enjoying my German and when I chatted to you all, lots of you said you were enjoying it too. I am looking forward to hearing how much you have learnt! 😊</p> <ul style="list-style-type: none"> <li>Keep practising – it's quite fun 😊 <a href="https://www.duolingo.com/">https://www.duolingo.com/</a></li> </ul>		<p>Reading I hope you are enjoying your super reading dens. If it is nice weather this week, why not create a relaxing reading space in the garden? Keep practising reading out loud, even if it is just to the bees 😊 😊</p> <p>If you are running out of books to read, then try the following:</p> <ul style="list-style-type: none"> <li>Remember David Walliams is reading every day at 11am <a href="https://www.worldofdavidwalliams.com/elevenses/">https://www.worldofdavidwalliams.com/elevenses/</a></li> <li>Or on Audible, all of their stories are free at the moment. Just choose one and listen. <a href="https://stories.audible.com/start-listen">https://stories.audible.com/start-listen</a></li> <li>Or why not try Oxford Owl's free online library <a href="https://www.oxfordowl.co.uk/for-home/find-a-book/library-page">https://www.oxfordowl.co.uk/for-home/find-a-book/library-page</a> which has lots of your favourites from school!</li> </ul> 

Home Learning Tasks for Year 6 children 5/6B for 18<sup>th</sup> – 22<sup>nd</sup> May

<p>Music and Drama</p> <p>Act out your favourite film</p> <p>Pick your favourite film and see how much of it you can act out from memory. If you've got family members who want to join, assign everyone different characters, and if you're a solo performer, why not act it out with your dolls and teddies?</p> <p>Become a singer/songwriter</p> <p>Whether you want to be a solo artist or form a group with your family members, use this time to make up a song! Pick a theme (or ask someone else to) and see if you can make a song based on the theme. Remember, anything can be a musical instrument, so get creative and figure out how to make music in a totally unique way.</p>	<p>Just because...</p> <p>Create your own recipe book</p> <p>Think about your favourite meals and snacks that your mum, dad and other family members make for you.</p> <p>Find out how to make them and then write down the recipes neatly and carefully.</p> <p>Decorate each recipe page and then stick them together. Make a front and back cover and then present it to someone you care about. They will be pleased to see the recipes they make for you featuring in your all-time-favourites book.</p> <p>Perhaps you could bake a cake or make some scones and then share your results with your grandparents, including the recipe in your super recipe book.</p>	<p>Just for Fun!!!</p> <p>Make sock puppets and put on a show</p> <p>Get crafty and make sock puppets! Add googly eyes to an old sock and any other decoration to create your sock puppet character - why not draw on a mouth or glue some colourful fur to the top as hair. The possibilities are endless.</p> <p>Obstacle Course</p> <p>You can never go wrong with an obstacle course, and they're a great way to improve coordination and motor skills. Set up a course all around the house with a range of different activities and motions, from throwing ping pong balls into a bucket to collecting Lego bricks along the way. The best part? It can be set up entirely indoors if it's a rainy day.</p>
--	--	---

## The Rubbish Tip Alien

Sitting on the tip,  
quite quickly.  
Choosing bit by bit,  
quite slickly.

*Hip hop hap  
It's the alien rap*

Tractor wheels for eyes,  
turn lazy.  
Dustbin lids for ears,  
creak crazy.


*Hip hop hap  
It's the alien rap*

Freezer for a head,  
stares coldly.  
Bedspring for a tongue,  
juts boldly.

*Hip hop hap  
It's the alien rap*

Car grill for a mouth,  
turns fiery.  
Hoover for a nose,  
burns wiry.

*Hip hop hap  
It's the alien rap*



## Six Ways to Look at the Moon

The moon is an Olympic Stadium for intergalactic races - planet jumping, star throwing and meteoric vaulting.

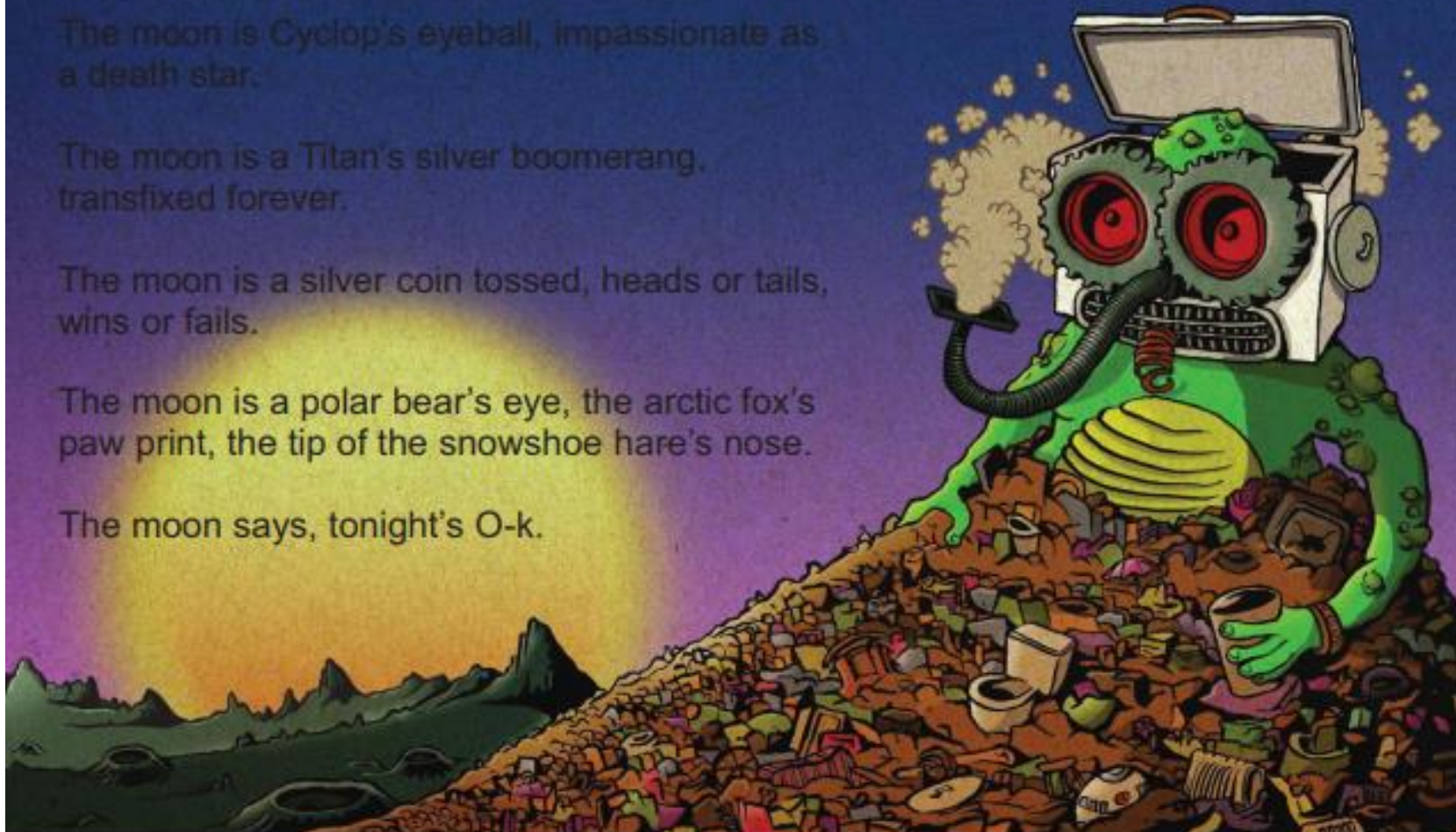
The moon is Cyclop's eyeball, impassionate as a death star.

The moon is a Titan's silver boomerang, transfixied forever.

The moon is a silver coin tossed, heads or tails, wins or fails.

The moon is a polar bear's eye, the arctic fox's paw print, the tip of the snowshoe hare's nose.

The moon says, tonight's O-k.



## Space Staring

At night,  
I lean out of the window  
and sip cool darkness.

Speckles of starlight  
freckle the night's face.

The moon casts  
bone-white light.

A fox nudges a dustbin,  
hunting for scraps.

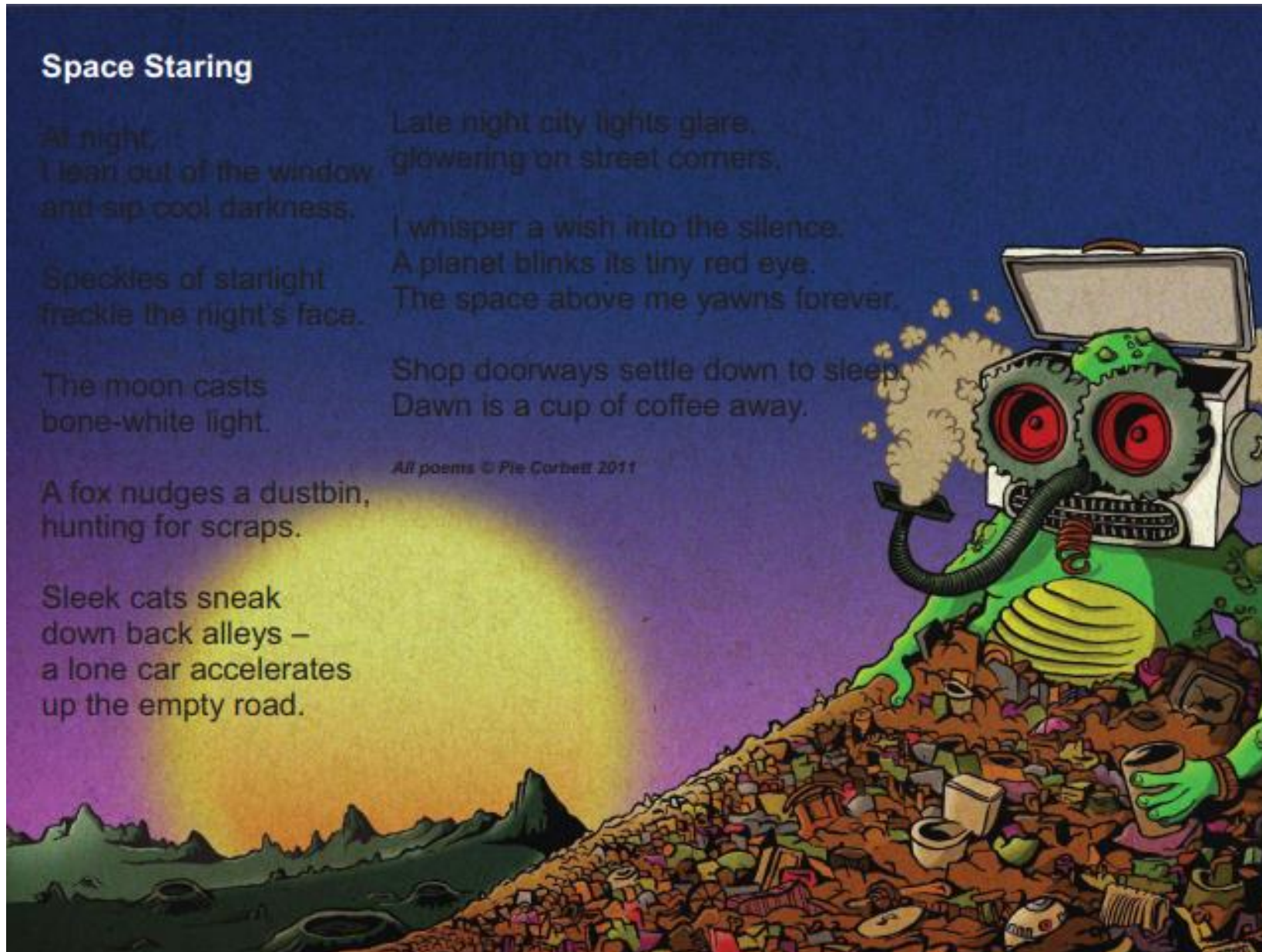
Sleek cats sneak  
down back alleys –  
a lone car accelerates  
up the empty road.

Late night city lights glare,  
glowering on street corners.

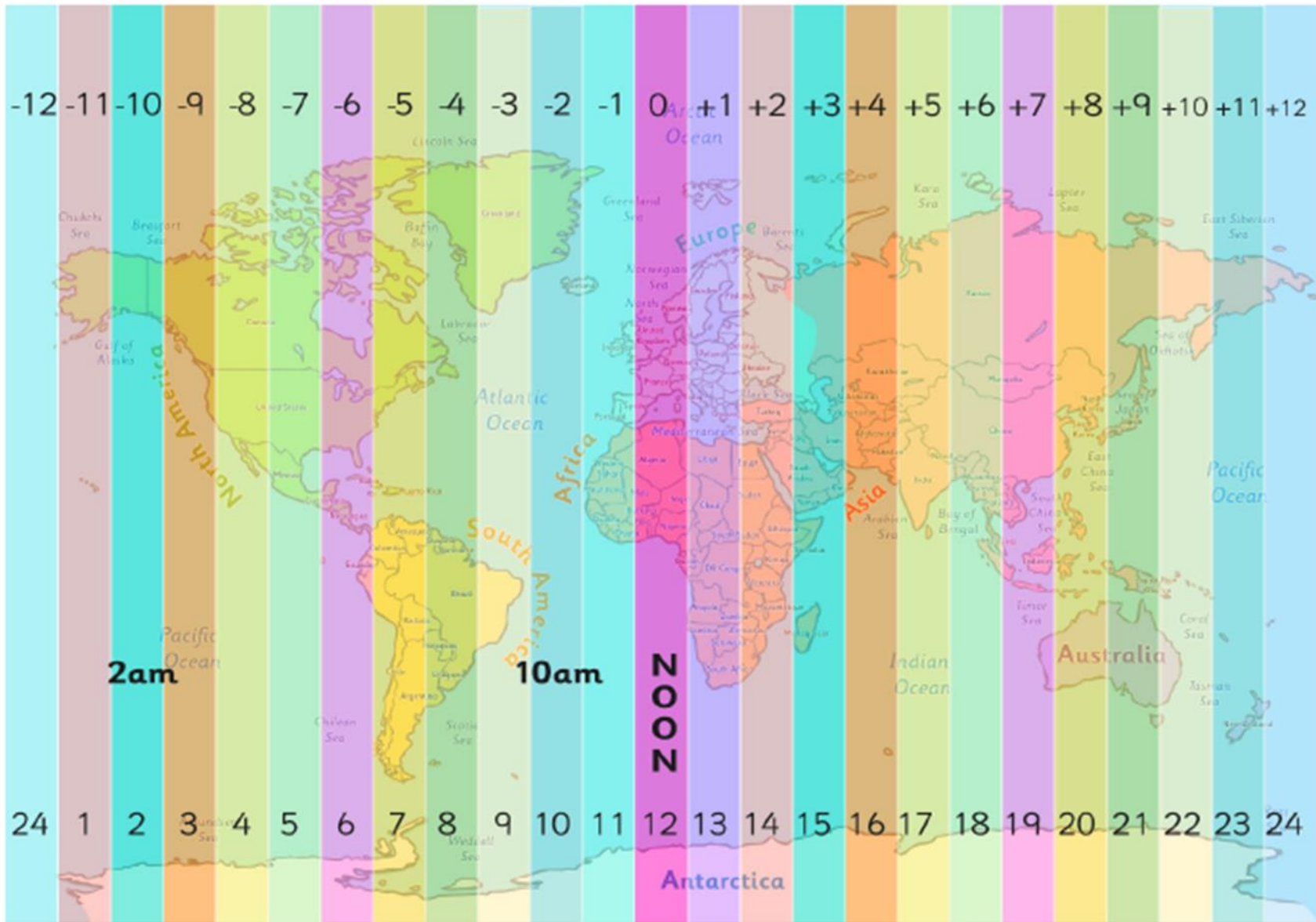
I whisper a wish into the silence.  
A planet blinks its tiny red eye.  
The space above me yawns forever.

Shop doorways settle down to sleep.  
Dawn is a cup of coffee away.

*All poems © Pie Corbett 2011*



# Time Zones by Country Map





Home Learning Tasks for Year 6 children 5/6B for 18<sup>th</sup> – 22<sup>nd</sup> May

If it is 12pm in Japan, what time will it be in the UK?

It is 3pm in Australia. Name two countries where it is 11am at the same time.

How many hours behind is Ireland than Turkey?

How many other countries share the same time zone as Morocco?

How many hours difference is there between Peru and Kenya?

How many hours ahead is New Zealand compared to India?

How many different time zones are there in the USA?

Which country has the most number of time zones within it?

How many countries are there with 2 different time zones?

It is 4am in Egypt. Name two countries where it is 4pm.

If you fly from France to Tanzania - do you gain or lose hours? Explain your answer.

Why do we have time zones? Why doesn't every country have 6am at the same time?

Which calculation is the odd one out?

$100 \div 11$   $100 \div 22$   $100 \div 33$   $100 \div 44$   $100 \div 55$

$100 \div 66$   $100 \div 77$   $100 \div 88$   $100 \div 99$

Can you find a number which has two 1s which are 1 digit apart, two 2s which are 2 digits apart, two 3s which are 3 digits apart, two 4s which are 4 digits apart?

$$\square^2 + \square^2 + \square^2 = \square^2 + \square^2$$


make this sum work by placing 5 consecutive positive integers in the boxes



I spilled some alphabet soup onto a 3x3 grid (yeah, really). E is to the right of C. A is to the right of G which is

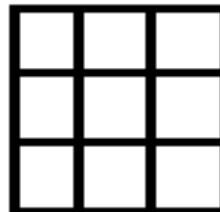
above B, which is to the left of F. I is above D which is to the left of G.

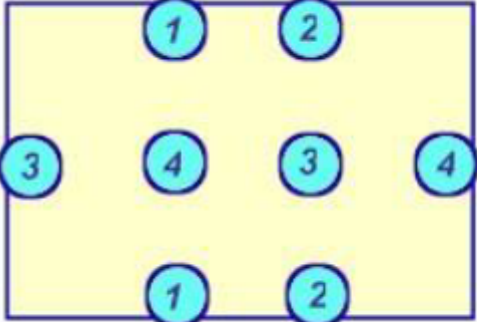
Complete the grid to show where it landed!



CAN YOU MAKE A THREE BY THREE MAGIC SQUARE IN WHICH THE PRODUCT OF EACH ROW, COLUMN, AND DIAGONAL IS 1000?

IN EACH SQUARE YOU SHOULD HAVE A DIFFERENT NUMBER.





***DRAW A LINE TO CONNECT BOTH 1s,  
DRAW A LINE TO CONNECT BOTH 2s, AND SO ON.  
THE LINES CAN'T CROSS  
OR GO OUT OF THE RECTANGLE.***