


Good Morning 5/6B – Year 5 children!



I hope that you all enjoyed last week's tasks and I am looking forward to seeing your photos of everyday objects to see if I can guess any of them. It was really marvellous to hear your voices over the phone this week and myself, Mrs Mulhall and Mrs Hildred are all missing seeing your lovely faces everyday – hopefully it won't be too much longer before we are back at school. It has been lovely to hear what you have been doing to keep yourselves busy at home. I hope Isaac's been enjoying using his Basketball hoop that he made; Hattie created some amazing artwork; Charlie has sent a clip of him completing lots of activities; Aurora has been arm-knitting; and lots of you have been baking too – delicious! I've heard about the diaries some of you have been keeping; recording this time so that you can remember about when the world stopped. I've seen more music lessons taking place virtually on Zoom too. Amazing stuff everyone! The wonderful news is that every single one of you is healthy.

The weather hasn't been as nice this week but the silver lining is that I have been able to get on with some painting and decorating jobs inside. Bailey, my naughty dog, has "helped" me by walking through the paint tray...leaving a trail of footprints behind her!! What a cheeky monkey she is! Mrs Mulhall has been busy sticking pictures into the Year 6's books and Harley, the dog, has been helping her too.



It's time to set you some more work! This is Week 4 of the Summer Term and normally you would be doing lots of tests for Assessment Week. There are no tests for you to do, but I hope you enjoy the tasks I have set. Remember, the work here is for you to access, but every home is different and all your situations at home may be different too. Try not to worry if you can't concentrate or complete all of the tasks. They are just ideas for you to do to continue your learning; we understand if you are not able to do some of them – do the best you can, as always! I can see lots of you have been making a big effort on Mathematics – some amazing scores once again! Well done, keep up the good work.

Remember that there are teachers in school every day and that if you need help with anything or if you have any questions about the work that I have set, then you can ring the school office on 01400 659001. Even if I am not in school that day, I will be sent a message.

Home Learning Tasks for Year 5 children 5/6B for 11th – 15th May

If you are wanting a booklet to complete with lots of maths, reading and SPaG questions to keep you going, then click on the following link. Don't worry about whether you have a printer, you could just write your answers on some paper instead.

<https://digify.com/a/#/view/83f8c30889094576a0046de0ce5c2c70> and here is the answer booklet (TOP SECRET)




<https://digify.com/a/#/view/4b8c46282109485f82142b3f3e9c0b40>

Keep safe, love from

Mrs Birchenall, Mrs Mulhall and Mrs Hildred

<p>Maths</p> <p>Please continue to complete your daily maths lesson, using the White Rose resources from the website. There may or may not be a sheet available each day this week (they keep changing their minds!), but if not, just have a go at the questions on the video, on a piece of paper. Remember to also follow the links to BBC Bitesize for even more practise. You can find your lessons here: https://whiterosemaths.com/homelearning/year-5/ Please move onto the section labelled 'Summer Term Week 4 w/c 11th May'. The videos are also available on Facebook, if the website is overloaded.</p> <p>Of course, I'll continue to set tasks on Mathletics, but only do these if you have spare time!</p>	<p>Science – Earth and Space</p> <p>I hope you enjoyed your star gazing and managed to spot some of the constellations from your sheet.</p> <p>This week, we're learning about why we have night and day. Have a look at BBC Bitesize for a great explanation: https://www.bbc.co.uk/bitesize/clips/zkynvcw</p> <p>There's also a simple set of instructions for an activity to help you to understand, at the bottom of this document.</p> <p>If it's a sunny day, you can put all this to the test. Go out nice and early and put a stick into the ground. Where does its shadow lie? You could</p>	<p>Literacy</p> <p>I think it is time for a piece of creative writing. I would like you to imagine you are an author who has been asked to write a story set in space. Before you write your story, like all successful authors, you will need to make a plan.</p> <p>Monday: think about your setting. Is it futuristic or in space? Close your eyes and imagine what you can see. Think about the detail, what would make it realistic to the reader? What would really grab their attention? Once you have decided on your setting, sketch it and colour it in.</p> <p>Tuesday: decide on your main character or creature from another world...or time...or even someone travelling there. Really think about your character and their personality traits, how they would speak, what vocabulary they would use, their appearance. Sketch them and then colour them in.</p> <p>Wednesday: decide on a dilemma or problem to be solved. Then, after a break where you can do something entirely</p>
--	--	---

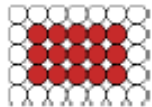
Home Learning Tasks for Year 5 children 5/6B for 11th – 15th May

 <p>Want an extra challenge? Have a go at the puzzles below – they should get your brain working! Perhaps you could phone a friend and compare answers? See if you can challenge your mum and dad too? Try to explain your reasoning to Mum or Dad.</p>	<p>mark the end of the shadow with a stone. Go out at lunchtime and see what's happened. Repeat your observation later in the afternoon. This is how a sundial works and here are some instructions to help you make your own: https://www.youtube.com/watch?v=Gxo8orZlX7g</p>	<p>different, come back to your writing and decide how the dilemma or problem is solved by your character.</p> <p>Thursday: write your first draft of the story. Remember: dialogue to create atmosphere and to move the action along; show the character's feelings to build tension in your story (his heart thumped with trepidation...or...her breathing quickened with fear); short, snappy sentences for effect; and imaginary, scientific vocabulary (robotron, galatco-shoes).</p> <p>Friday: read your story to your grandparents (or another relative of your choosing of course!) over a videocall/skype etc.</p> <p>Enjoy your stories!</p>
<p>PE</p> <p>Keep joining in with Joe Wicks (and his lovely wife Rosie) each morning. It will make you feel better and ready for the day ahead. I hope you have been having fun having a go at the challenges Mrs Owen has put on Parentmail to keep you fit at home.</p> <p>If you are looking for fun, easy, space-themed activities to complete, then Mission X is the right place to be. The challenge is now open for families. You can join the Walk to the Moon challenge and complete other Mission X activities to help the characters Luna and Leo walk to the moon. Every effort counts. For more information, visit: https://www.stem.org.uk/missionx and click on CHALLENGE to register (please ask mums and dads to do this bit for you).</p>	<p>German</p> <p>I hope you have been enjoying practising your German using Duo Lingo. I must say I am enjoying my German and when I chatted to you all, lots of you said you were enjoying it too. 😊</p>  <ul style="list-style-type: none"> Keep practising – it's quite fun 😊 https://www.duolingo.com/ 	<p>Reading</p> <p>I hope you are enjoying your super reading dens. If it is nice weather this week, why not create a relaxing reading space in the garden? Keep practising reading out loud, even if it is just to the bees 😊 😊</p>  <p>If you are running out of books to read, then try the following:</p> <ul style="list-style-type: none"> Remember David Walliams is reading every day at 11am https://www.worldofdavidwalliams.com/elevenses/ Or on Audible, all of their stories are free at the moment. Just choose one and listen. https://stories.audible.com/start-listen Or why not try Oxford Owl's free online library https://www.oxfordowl.co.uk/for-home/find-a-book/library-page which has lots of your favourites from school!

Home Learning Tasks for Year 5 children 5/6B for 11th – 15th May

<p>History</p> <p>This week, we zoom forwards to the 20th Century. I'd like you to find out about the History of Computing, which is an innovation that changed our lives forever.</p> <p>You might like to watch: https://www.bbc.co.uk/bitesize/topics/zbhgjxs/articles/ztrq7ty</p> <p>If you scroll down to the bottom of that webpage, you'll find some other interesting activities to do with computers too.</p> <p>I won't ask you to write anything for History this week, as you'll be busy with your fantastic story!</p>	<p>Just because...</p> <p>Flex your writing muscles and write a letter to older relatives or neighbours who might be feeling a little lonely right now. Let them know you're thinking of them. You could decorate the paper with little drawings if you really want to add a smile. 😊</p>	<p>Just for Fun!!!</p> <p>Juggle</p> <p>Learn to juggle! There are lots of tips online, try it with something soft at first and preferably in the garden so you don't break anything.</p> <p>Design a paper aeroplane</p> <p>Challenge your siblings/parents to a paper aeroplane contest – whose aeroplane can travel the greatest distance? Stick a piece of paper/newspaper/wrapping paper across the hall. Cut large circles out of it. Can you get the planes to fly through the circles? Who is the best?</p> <p>Mini Ice Hockey</p> <p>You'll need: a baking tray, water, post-it notes, spoons and a button or bottle lid – and probably best to go in the garden for this!</p> <p>Freeze a layer of water in a baking tray to create your ice rink and stick a post-it note at either end of the tray to mark the goals. Use spoons as your hockey sticks and try to hit your button/lid puck against the post-it note on the other side of the tray.</p>
--	---	--

My brother gave me a set of table mats he bought in Mexico. They were rectangular and were made of straw circles joined together in the form shown in the picture →



All the circles on the edges of each mat were white and the inner circles red. I noted that there were 20 white circles and 9 red circles. There are two ways of making a mat similar to this where the number of red circles is equal to the number of white circles- can you find them?

Find a five-digit number that is reversed when multiplied by 4

Can you find the fifth term in the following pattern?
77, 49, 36, 18, ...

From the clues, work out the number that fits into the boxes.

--	--	--	--	--

- All the digits are different.
- The first digit is odd and larger than the third digit.
- The fourth digit is three times the first.
- The final digit is the product of the second and third digits.

AN EIGHT-DIGIT NUMBER CONTAINS TWO 1'S, TWO 2'S, TWO 3'S, AND TWO 4'S. THE 1'S ARE SEPARATED BY ONE DIGIT. THE 2'S BY TWO DIGITS. THE 3'S BY THREE DIGITS. AND THE 4'S BY FOUR DIGITS. WHAT IS THE NUMBER?

WRITE A TEN-DIGIT NUMBER SO THAT THE FIRST DIGIT TELLS HOW MANY ZEROS THERE ARE IN THE NUMBER, THE SECOND HOW MANY ONES, THE THIRD HOW MANY TWOS, ETC.

Fit the square numbers 0, 1, 4, 9, 16, 25, 36, 49, 64, 81 into the grid to make each row and column sum to the correct total.











					85
					105
					95
50	40	145	25	25	

Rotating Earth Instruction Sheet

Warning! Do not look directly at the Sun!

















Task 1	Task 2	Task 3	Task 4	Task 5
<p>Draw a picture of the sun and stick it on a wall or window.</p> <p>You are going to pretend to be the Earth. Begin with your back to the picture of the sun.</p> <p>Can you see the Sun? Does that mean it is night or day?</p>	<p>Slowly rotate, anti-clockwise, until you can see the first part of the Sun. This is like a sunrise.</p> <p>How much of the Sun can you see? Where can you see it?</p>	<p>Carry on rotating until you are facing the picture of the sun on the board.</p> <p>Does this mean that it is night or day?</p>	<p>Keep rotating until you can only see the last part of the Sun. This is like a sunset.</p> <p>How much of the Sun can you see? Where can you see it?</p>	<p>Repeat Tasks 1 - 4 again then answer the following questions</p> <p>Did the Sun move?</p> <p>Can you explain what is happening?</p>

Can you identify which space words these emojis are showing?

1 	2 
3 	4 
5 	6 
7 	8 
9 	10 

[Back](#) [Next](#)

Can you find the value of each planet?

				= 19
				= 18
				= 14
				= 24
= 20	= 18	= 18	= 19	

[Back](#) [Next](#)





Can you rearrange the letters in these word to find some space-themed words?

PIEJRUT	PENNEUT	YMCUERR
BTOIR	NVUSE	LOSAR YSMETS
XGYLAA	RATS	SECELP
ECMOT	TEPNLA	YRGAIVT

[Back](#) [Next](#)

www.alektra.com

Use the numbers on the moons to make the number on the planets. How many different ways can you find?

						
1	2	3	4	5		
+	-	x	÷	2	3	()


[Back](#) [Next](#)

www.alektra.com

How many words can you make from the letters in

ASTRONAUT

For example, I used an A, N and T to make: ANT



Back


Next

www.alektra.com

How many words can you make from the letters in

CONSTELLATION

For example, I used C, O, I and N to make: COIN



Back

Next

www.alektra.com